

**Job Name: 25-1951 - Speedway Site Design**  
**Job Location: Horse Cave, KY**  
**Contractor: Scotty's Contracting & Stone, LLC**

PC: C. Goff  
 TECH: J. Horsley - F  
 Plant: 100



Structure ID: 9  
 Spec: Storm  
 Type: BX 8inW, 8inF  
 Size: 24" x 24"

Rim: 581.17'  
 Invert: 578.95'  
 Rim to Invert: 2.22'

Sump: 12"  
 Floor (Top): 577.95'  
 Floor Height: 8"

Floor (Bot): 577.283'  
 Overall Height: 3.833'  
 Slack: 0.64"

**Structure Notes:**

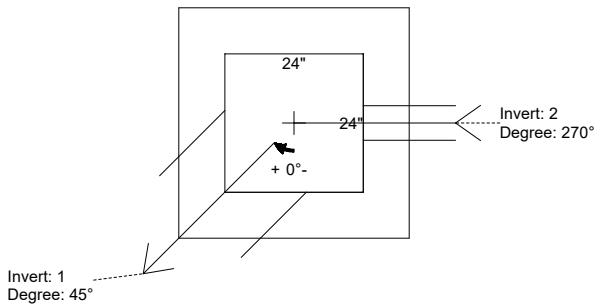
1. PER ASTM C913 SPECIFICATIONS.
2. CONCRETE = 4,000 PSI AT 28 DAYS.
3. NO STEPS AND NO INVERT CHANNEL.
4. CASTING BY I-CAST (HOE 280T F/G).

REINFORCING PER ASTM A615 (GRADE 60).  
 - WALLS (As .12) #5 BARS AT 12" C.C.E.W.  
 - FLOOR (As .12) #5 BARS AT 12" C.C.E.W.

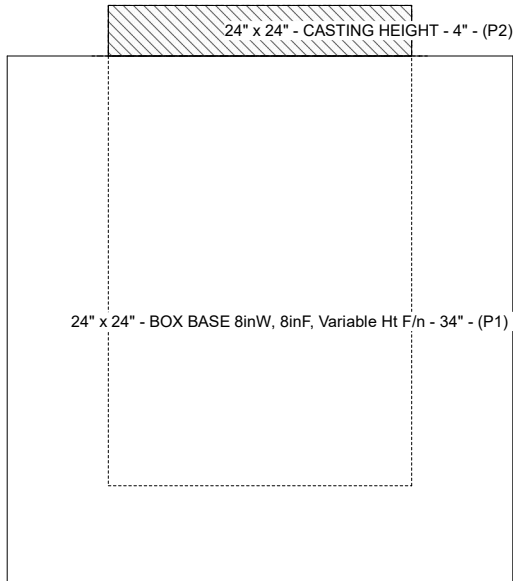
**STRUCTURE SUMMARY:**

P2) 24" x 24" - CASTING HEIGHT - 4"  
 P1) 24" x 24" - BOX BASE 8inW, 8inF, Variable Ht F/n - 34"  
 1) CASTING - HOE 280T F/G  
 1) 24" x 24" - Conseal CS-102 1.00"  
 1) Hole - 20  
 1) Hole - 6

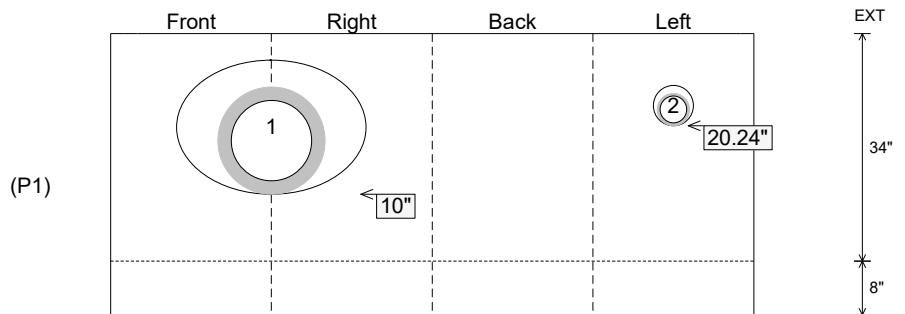
0 lb  
 3678 lb  
 182 lb  
 0 lb  
 0 lb  
 0 lb  
 -----  
 Structure Total: 3860 lb



Position	Elev	Angle	Pipe	Pipe OD	Hole	Connector	Up (')	Ref
Rim	581.17'							
Reducer								
Invert 1	578.95'	45°	12" RCP B WALL	16"	20"	Hole 20	10"	P1
Invert 2	579.67'	270°	4" HDPE (perf pipe)	4.8"	6"	Hole 6	20.24"	P1
Invert 3								
Invert 4								
Invert 5								
Invert 6								
Invert 7								
Invert 8								



**Cast (Int. Dim.) - Interior Dimensions**



Submittal Drawing  
 12/3/2025 8:03:49 AM

SUBMITTAL  
 APPROVED BY: