

Job Name: 25-1951 - Speedway Site Design
Job Location: Horse Cave, KY
Contractor: Scotty's Contracting & Stone, LLC

PC: C. Goff
 TECH: J. Horsley - F
 Plant: 100



Structure ID: 8
 Spec: Storm
 Type: BX 8inW, 8inF
 Size: 24" x 24"

Rim: 581.08'
 Invert: 578.75'
 Rim to Invert: 2.33'

Sump: 12"
 Floor (Top): 577.75'
 Floor Height: 8"

Floor (Bot): 577.083'
 Overall Height: 4'
 Slack: -0.04"

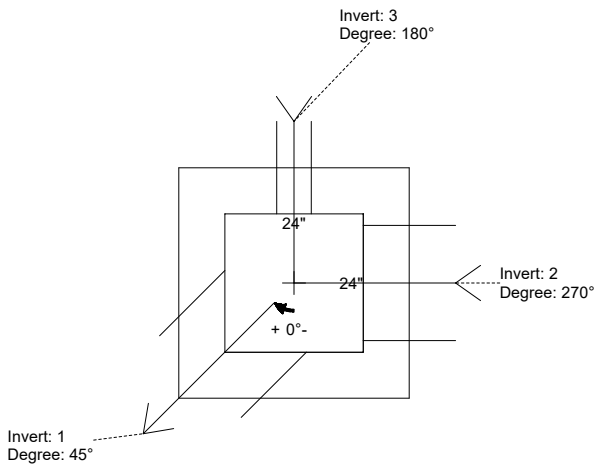
Structure Notes:

- PER ASTM C913 SPECIFICATIONS.
 - CONCRETE = 4,000 PSI AT 28 DAYS.
 - NO STEPS AND NO INVERT CHANNEL.
 - CASTING BY I-CAST (HOE 280T F/G).
- REINFORCING PER ASTM A615 (GRADE 60).
 - WALLS (As .12) #5 BARS AT 12" C.C.E.W.
 - FLOOR (As .12) #5 BARS AT 12" C.C.E.W.

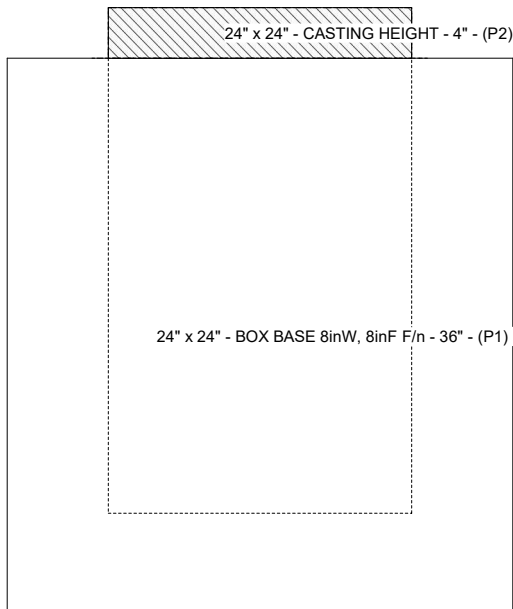
STRUCTURE SUMMARY:

- P2) 24" x 24" - CASTING HEIGHT - 4"
 P1) 24" x 24" - BOX BASE 8inW, 8inF F/n - 36"
 1) CASTING - HOE 280T F/G
 1) 24" x 24" - Conseal CS-102 1.00"
 2) Hole - 20
 1) Hole - 6
- 0 lb
 3639 lb
 182 lb
 0 lb
 0 lb
 0 lb

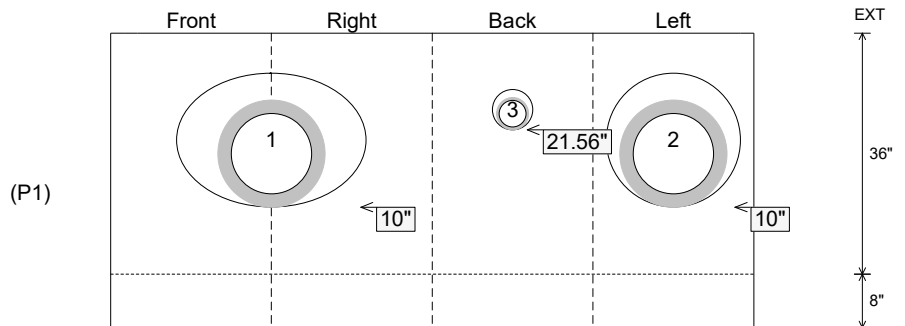
 0 lb
 Structure Total: 3821 lb



Position	Elev	Angle	Pipe	Pipe OD	Hole	Connector	Up (')	Ref
Rim	581.08'							
Reducer								
Invert 1	578.75'	45°	12" RCP B WALL	16"	20"	Hole 20	10"	P1
Invert 2	578.75'	270°	12" RCP B WALL	16"	20"	Hole 20	10"	P1
Invert 3	579.58'	180°	4" HDPE (perf pipe)	4.8"	6"	Hole 6	21.56"	P1
Invert 4								
Invert 5								
Invert 6								
Invert 7								
Invert 8								



Cast (Int. Dim.) - Interior Dimensions



Submittal Drawing
 12/3/2025 8:03:48 AM

SUBMITTAL
 APPROVED BY: