

Job Name: 25-1951 - Speedway Site Design
 Job Location: Horse Cave, KY
 Contractor: Scotty's Contracting & Stone, LLC

Plant: 100

12/3/2025 8:14:14 AM

Tech: J. Horsley - F

PC: C. Goff



Structure ID: 7

P1 BX2424-08BAVF

BOX BASE 8inW, 8inF, Variable Ht F/n

- P2) 24" x 24" - CASTING HEIGHT - 4"
- P1) 24" x 24" - BOX BASE 8inW, 8inF, Variable Ht F/n - 44"
- 1) CASTING - HOE 280T F/G
- 1) 24" x 24" - Conseal CS-102 1.00"
- 1) Hole - 22
- 1) Hole - 6
- 1) Hole - 20

0 lb
 4370 lb
 182 lb
 0 lb
 0 lb
 0 lb
 0 lb

 Structure Total: 4552 lb

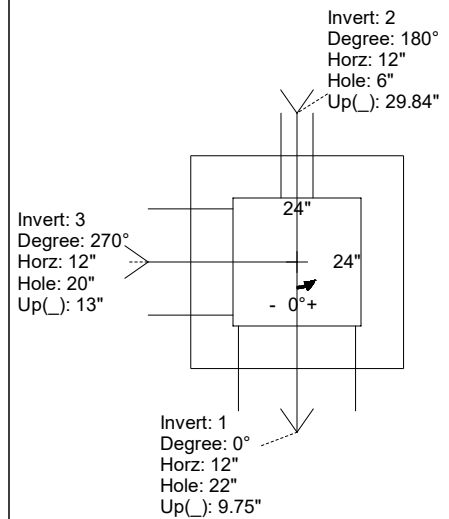
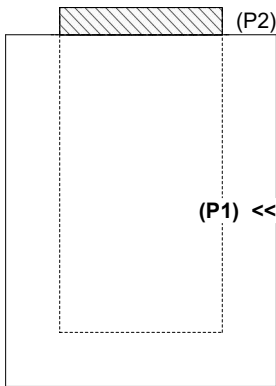
- Structure Notes:
1. PER ASTM C-913 SPECIFICATIONS
 2. CONCRETE: 4,000 PSI AT 28 DAYS
 3. REINFORCEMENT: #5 BAR @ 12" C.C. E.W. (GRADE 60) - 2" MIN. REBAR CLEARANCE (TYP)
 4. NO STEPS AND NO INVERT CHANNEL
 5. CASTING BY I-CAST (HOE 280T FRAME & GRATE)

Rim: 581.32' Rim to Invert: 3.02' Slack: 0.24" Sump: 12" Step Position:

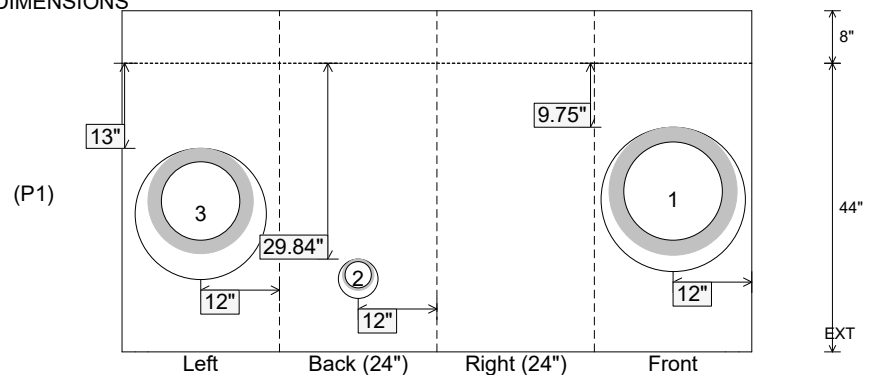
Position	Elev	Angle	Ext. (cw)	Pipe	Pipe OD	Connector	Hole	Horz Size	Up ()	Offset
Invert 1	578.3'	0°	20"	15" RCP B WALL	19.5"	Hole 22	22"	22"	9.75"	0"
Invert 2	579.82'	180°	20"	4" HDPE (perf pipe)	4.8"	Hole 6	6"	6"	29.84"	0"
Invert 3	578.55'	270°	20"	12" RCP B WALL	16"	Hole 20	20"	20"	13"	0"
Invert 4										
Invert 5										
Invert 6										
Invert 7										
Invert 8										

RIGHT-SIDE UP VIEW (int. dimensions)

UPSIDE-DOWN VIEW (int. dimensions)



INSIDE WALL DIMENSIONS



Coating (Int):
 Coating (Ext):

Seam Up: Flat
 Seam Dn: n/a

Wall Thickness: 8"
 Floor Height: 8"

Height (Int): 44"
 Height (Ext): 52"

Weight (Net): 4370 lb
 Volume (Net): 1.12cu.yd