

Job Name: 25-1951 - Speedway Site Design
 Job Location: Horse Cave, KY
 Contractor: Scotty's Contracting & Stone, LLC

Plant: 100
 12/3/2025 8:14:22 AM

Tech: J. Horsley - F
 PC: C. Goff



Structure ID: 14

P1 BX3030-06VH

BOX BASE 6inW, 6inF, Variable Ht F/n

- P2) 30" x 30" - CASTING HEIGHT - 4"
- P1) 30" x 30" - BOX BASE 6inW, 6inF, Variable Ht F/n - 49"
- 1) CASTING - HOE 468 F/G
- 1) 30" x 30" - Conseal CS-102 1.00"
- 2) Hole - 20
- 1) Hole - 6

0 lb
 4100 lb
 489 lb
 0 lb
 0 lb
 0 lb

 Structure Total: 4589 lb

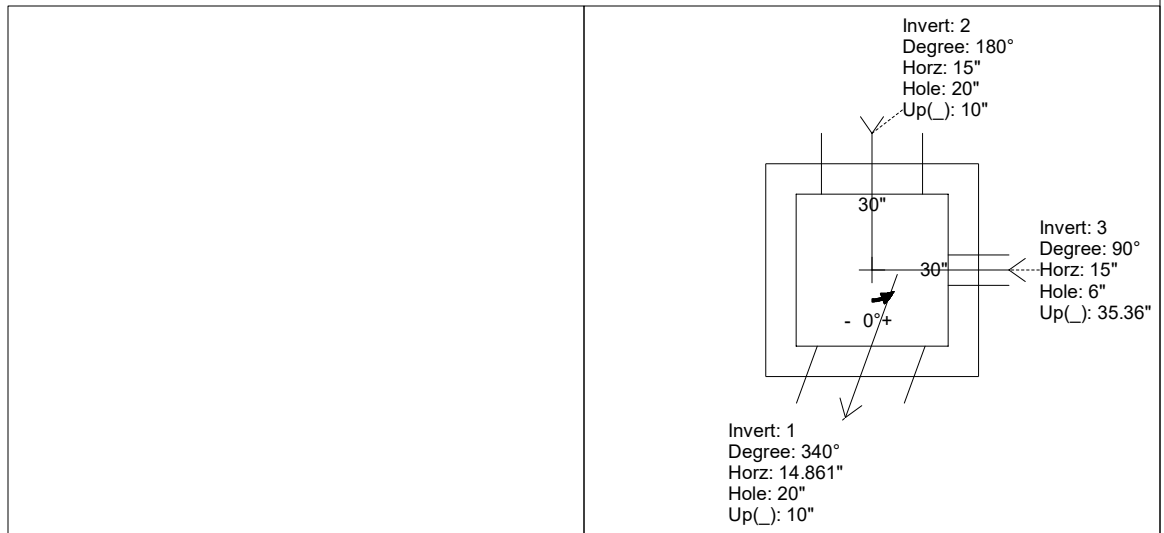
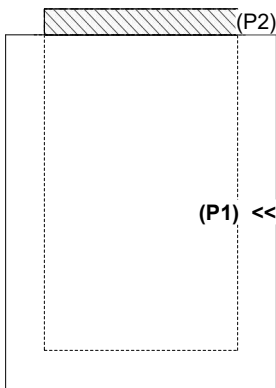
- Structure Notes:
1. PER ASTM C-913 SPECIFICATIONS
 2. CONCRETE: 4,000 PSI AT 28 DAYS
 3. REINFORCEMENT: #5 BAR @ 12" C.C. E.W. (GRADE 60) - 2" MIN. REBAR CLEARANCE (TYP)
 4. NO STEPS AND NO INVERT CHANNEL
 5. CASTING BY I-CAST (HOE 468 FRAME & GRATE)

Rim: 581.28' Rim to Invert: 3.48' Slack: 0.76" Sump: 12" Step Position:

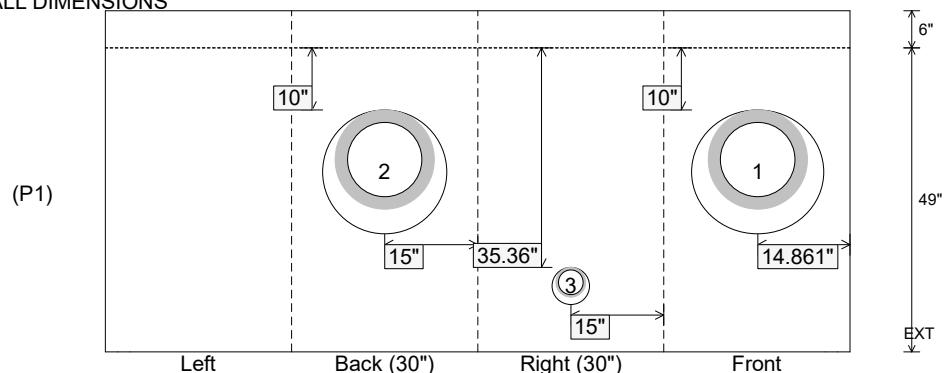
Position	Elev	Angle	Ext. (cw)	Pipe	Pipe OD	Connector	Hole	Horz Size	Up ()	Offset
Invert 1	577.8'	340°	18.678"	12" RCP B WALL	16"	Hole 20	20"	21.284"	10"	5"
Invert 2	577.8'	180°	21"	12" RCP B WALL	16"	Hole 20	20"	20"	10"	0"
Invert 3	579.78'	90°	21"	4" HDPE (perf pipe)	4.8"	Hole 6	6"	6"	35.36"	0"
Invert 4										
Invert 5										
Invert 6										
Invert 7										
Invert 8										

RIGHT-SIDE UP VIEW (int. dimensions)

UPSIDE-DOWN VIEW (int. dimensions)



INSIDE WALL DIMENSIONS



Coating (Int):
 Coating (Ext):

Seam Up: Flat
 Seam Dn: n/a

Wall Thickness: 6"
 Floor Height: 6"

Height (Int): 49"
 Height (Ext): 55"

Weight (Net): 4100 lb
 Volume (Net): 1.05cu.yd