

Job Name: 25-1951 - Speedway Site Design
 Job Location: Horse Cave, KY
 Contractor: Scotty's Contracting & Stone, LLC

Plant: 100

Tech: J. Horsley - F

12/3/2025 8:14:21 AM

PC: C. Goff



Structure ID: 13

P1 BX3030-06VH

BOX BASE 6inW, 6inF, Variable Ht F/n

- P2) 30" x 30" - CASTING HEIGHT - 4"
- P1) 30" x 30" - BOX BASE 6inW, 6inF, Variable Ht F/n - 57"
- 1) CASTING - HOE 468 F/G
- 1) 30" x 30" - Conseal CS-102 1.00"
- 1) Hole - 20
- 1) Hole - 10
- 1) Hole - 12
- 1) Hole - 6

- Structure Notes:**
1. PER ASTM C-913 SPECIFICATIONS
 2. CONCRETE: 4,000 PSI AT 28 DAYS
 3. REINFORCEMENT: #5 BAR @ 12" C.C. E.W. (GRADE 60) - 2" MIN. REBAR CLEARANCE (TYP)
 4. NO STEPS AND NO INVERT CHANNEL
 5. CASTING BY I-CAST (HOE 468 FRAME & GRATE)

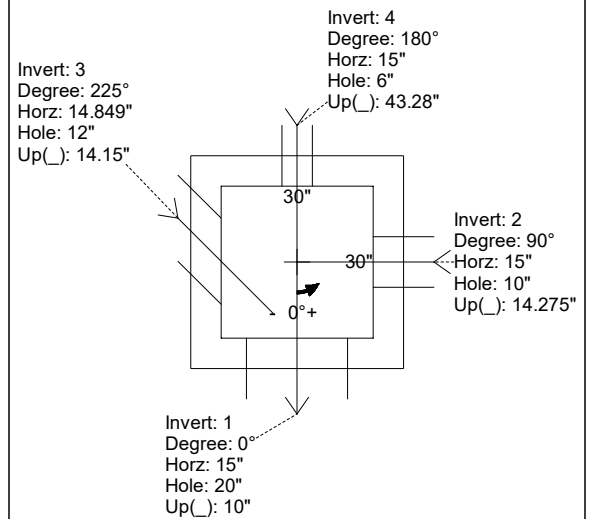
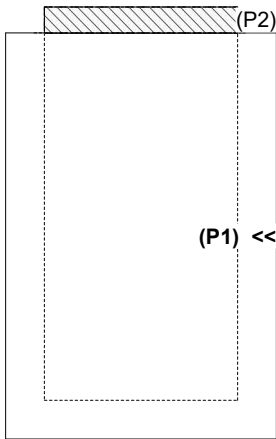
Structure Total: 5217 lb

Rim: 582.14' Rim to Invert: 4.14' Slack: 0.68" Sump: 12" Step Position:

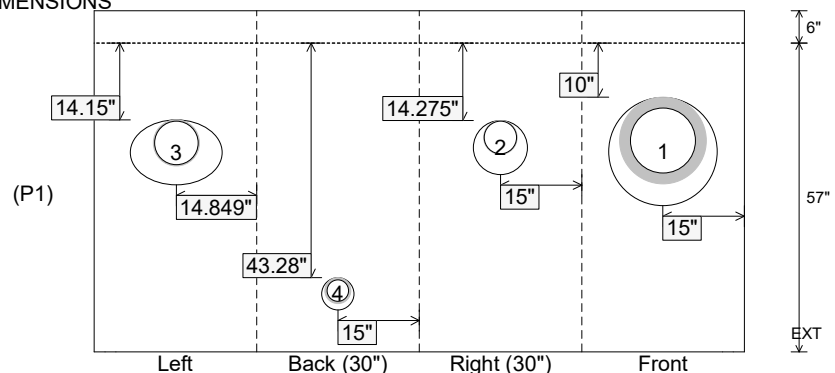
Position	Elev	Angle	Ext. (cw)	Pipe	Pipe OD	Connector	Hole	Horz Size	Up ()	Offset
Invert 1	578'	0°	21"	12" RCP B WALL	16"	Hole 20	20"	20"	10"	0"
Invert 2	578.2'	90°	21"	6" PVC SDR35	6.25"	Hole 10	10"	10"	14.275"	0"
Invert 3	578.2'	225°	14.849"	8" PVC SDR35	8.5"	Hole 12	12"	16.971"	14.15"	10.5"
Invert 4	580.64'	180°	21"	4" HDPE (perf pipe)	4.8"	Hole 6	6"	6"	43.28"	0"
Invert 5										
Invert 6										
Invert 7										
Invert 8										

RIGHT-SIDE UP VIEW (int. dimensions)

UPSIDE-DOWN VIEW (int. dimensions)



INSIDE WALL DIMENSIONS



Coating (Int):
 Coating (Ext):

Seam Up: Flat
 Seam Dn: n/a

Wall Thickness: 6"
 Floor Height: 6"

Height (Int): 57"
 Height (Ext): 63"

Weight (Net): 4728 lb
 Volume (Net): 1.21cu.yd