

Job Name: 25-1951 - Speedway Site Design
Job Location: Horse Cave, KY
Contractor: Scotty's Contracting & Stone, LLC

PC: C. Goff
 TECH: J. Horsley - F
 Plant: 100



Structure ID: 12
 Spec: Storm
 Type: BX 6inW, 6inF
 Size: 30" x 30"

Rim: 580.1'
 Invert: 576.3'
 Rim to Invert: 3.8'

Sump: 12"
 Floor (Top): 575.3'
 Floor Height: 6"

Floor (Bot): 574.8'
 Overall Height: 5.25'
 Slack: 0.6"

Structure Notes:

1. PER ASTM C913 SPECIFICATIONS.
2. CONCRETE = 4,000 PSI AT 28 DAYS.
3. NO STEPS AND NO INVERT CHANNEL.
4. CASTING BY I-CAST (HOE 468 F/G).

REINFORCING PER ASTM A615 (GRADE 60).
 - WALLS (As .12) #5 BARS AT 12" C.C.E.W.
 - FLOOR (As .12) #5 BARS AT 12" C.C.E.W.

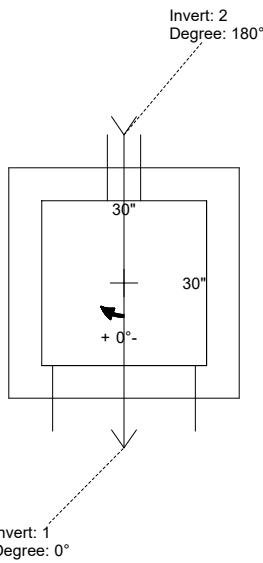
STRUCTURE SUMMARY:

P2) 30" x 30" - CASTING HEIGHT - 4"
 P1) 30" x 30" - BOX BASE 6inW, 6inF, Variable Ht F/n - 53"
 1) CASTING - HOE 468 F/G
 1) 30" x 30" - Conseal CS-102 1.00"
 1) Hole - 26
 1) Hole - 6


0 lb
 4449 lb
 489 lb
 0 lb
 0 lb
 0 lb

 0 lb

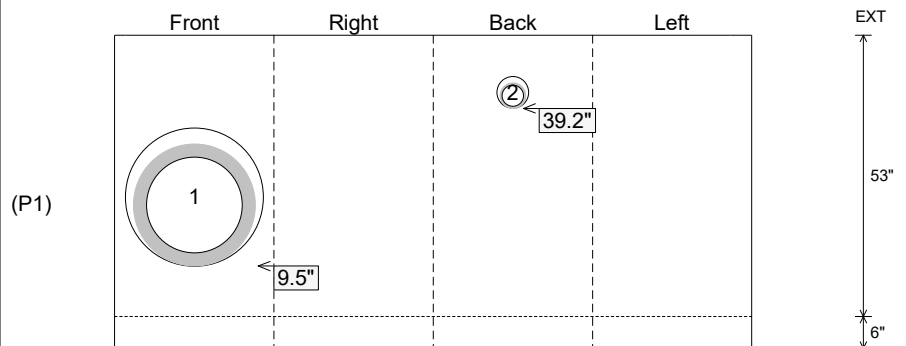
Structure Total: 4938 lb



Position	Elev	Angle	Pipe	Pipe OD	Hole	Connector	Up (")	Ref
Rim	580.1'							
Reducer								
Invert 1	576.3'	0°	18" RCP B WALL	23"	26"	Hole 26	9.5"	P1
Invert 2	578.6'	180°	4" HDPE (perf pipe)	4.8"	6"	Hole 6	39.2"	P1
Invert 3								
Invert 4								
Invert 5								
Invert 6								
Invert 7								
Invert 8								



Cast (Int. Dim.) - Interior Dimensions



Submittal Drawing
 12/3/2025 8:03:51 AM

SUBMITTAL
 APPROVED BY: