

Job Name: 25-1951 - Speedway Site Design
 Job Location: Horse Cave, KY
 Contractor: Scotty's Contracting & Stone, LLC

Plant: 100
 12/3/2025 8:14:19 AM

Tech: J. Horsley - F
 PC: C. Goff



Structure ID: 12

P1 BX3030-06VH

BOX BASE 6inW, 6inF, Variable Ht F/n

- P2) 30" x 30" - CASTING HEIGHT - 4"
- P1) 30" x 30" - BOX BASE 6inW, 6inF, Variable Ht F/n - 53"
- 1) CASTING - HOE 468 F/G
- 1) 30" x 30" - Conseal CS-102 1.00"
- 1) Hole - 26
- 1) Hole - 6

0 lb
 4449 lb
 489 lb
 0 lb
 0 lb
 0 lb
 0 lb
 Structure Total: 4938 lb

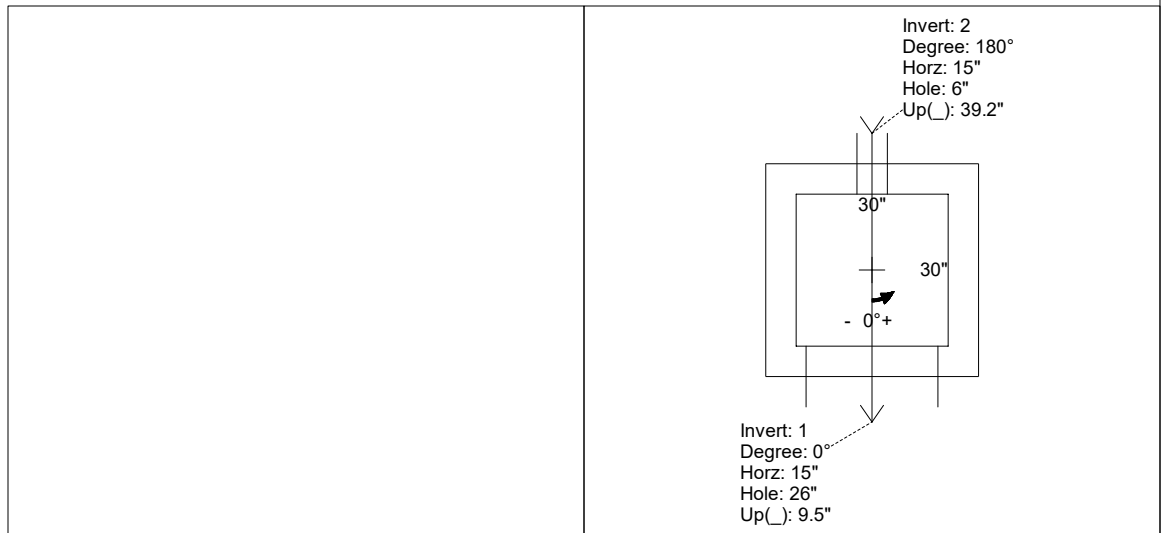
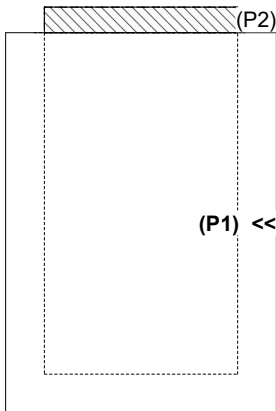
- Structure Notes:**
1. PER ASTM C-913 SPECIFICATIONS
 2. CONCRETE: 4,000 PSI AT 28 DAYS
 3. REINFORCEMENT: #5 BAR @ 12" C.C. E.W. (GRADE 60) - 2" MIN. REBAR CLEARANCE (TYP)
 4. NO STEPS AND NO INVERT CHANNEL
 5. CASTING BY I-CAST (HOE 468 FRAME & GRATE)

Rim: 580.1' Rim to Invert: 3.8' Slack: 0.6" Sump: 12" Step Position:

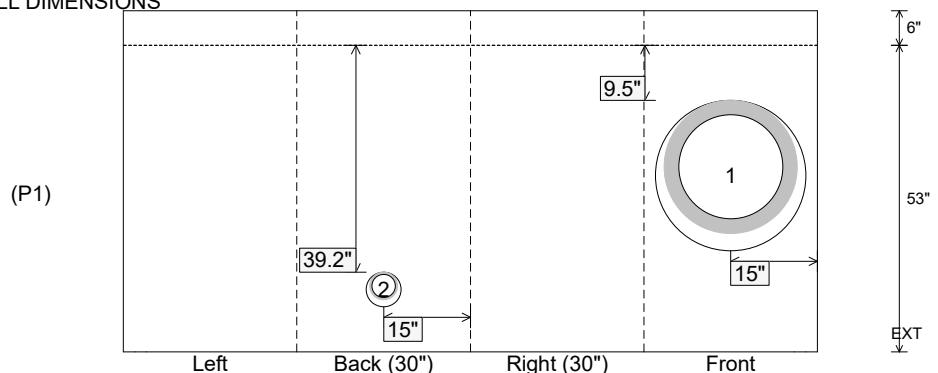
| Position | Elev | Angle | Ext. (cw) | Pipe | Pipe OD | Connector | Hole | Horz Size | Up () | Offset |
|----------|--------|-------|-----------|---------------------|---------|-----------|------|-----------|--------|--------|
| Invert 1 | 576.3' | 0° | 21" | 18" RCP B WALL | 23" | Hole 26 | 26" | 26" | 9.5" | 0" |
| Invert 2 | 578.6' | 180° | 21" | 4" HDPE (perf pipe) | 4.8" | Hole 6 | 6" | 6" | 39.2" | 0" |
| Invert 3 | | | | | | | | | | |
| Invert 4 | | | | | | | | | | |
| Invert 5 | | | | | | | | | | |
| Invert 6 | | | | | | | | | | |
| Invert 7 | | | | | | | | | | |
| Invert 8 | | | | | | | | | | |

RIGHT-SIDE UP VIEW (int. dimensions)

UPSIDE-DOWN VIEW (int. dimensions)



INSIDE WALL DIMENSIONS



Coating (Int):
 Coating (Ext):

Seam Up: Flat
 Seam Dn: n/a

Wall Thickness: 6"
 Floor Height: 6"

Height (Int): 53"
 Height (Ext): 59"

Weight (Net): 4449 lb
 Volume (Net): 1.14cu.yd