

Job Name: 25-1951 - Speedway Site Design
 Job Location: Horse Cave, KY
 Contractor: Scotty's Contracting & Stone, LLC

Plant: 100
 12/3/2025 8:14:18 AM

Tech: J. Horsley - F
 PC: C. Goff



Structure ID: 11

P1 BX3030-06VH

BOX BASE 6inW, 6inF, Variable Ht F/n

- P2) 34" x 34" - RECESS/GRATE SEAT - 1"
- P1) 30" x 30" - BOX BASE 6inW, 6inF, Variable Ht F/n - 28"
- 1) 30" x 30" - Conseal CS-102 1.00"
- 2) Hole - 26"

0 lb
 2384 lb
 0 lb
 0 lb

 Structure Total: 2384 lb

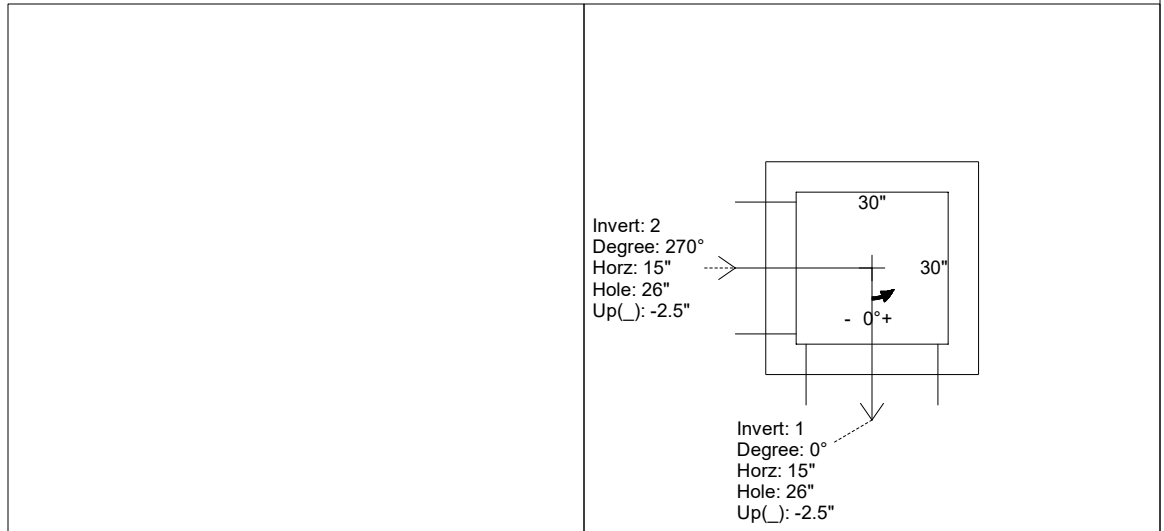
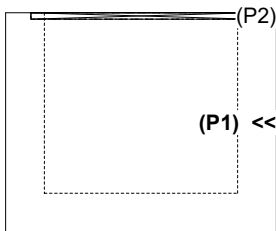
- Structure Notes:**
1. PER ASTM C-913 SPECIFICATIONS
 2. CONCRETE: 4,000 PSI AT 28 DAYS
 3. REINFORCEMENT: #5 BAR @ 12" C.C. E.W. (GRADE 60) - 2" MIN. REBAR CLEARANCE (TYP)
 4. NO STEPS AND NO INVERT CHANNEL
 5. CASTING BY I-CAST (INDOT TYPE 7 BEEHIVE GRATE)
 6. PRODUCTION TO PLACE 2.5" WIDE X 1" DEEP RECESS AROUND INNER TOP SIDE OF WALLS FOR GRATE TO RECESS INTO

Rim: 578.4' Rim to Invert: 2.4' Slack: 0.8" Sump: 0" Step Position:

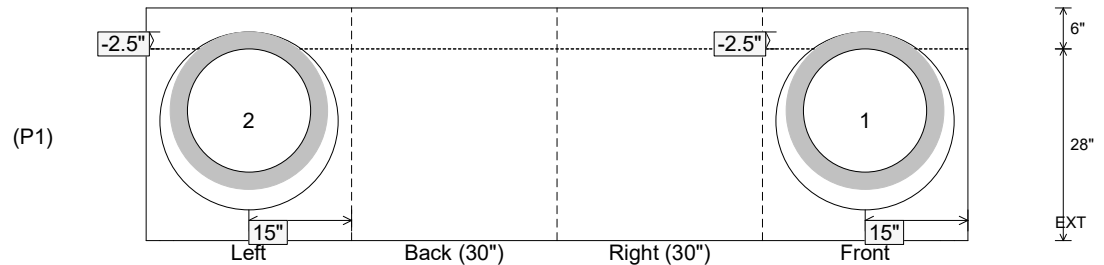
Position	Elev	Angle	Ext. (cw)	Pipe	Pipe OD	Connector	Hole	Horz Size	Up ()	Offset
Invert 1	576'	0°	21"	18" RCP B WALL	23"	Hole 26	26"	26"	-2.5"	0"
Invert 2	576'	270°	21"	18" RCP B WALL	23"	Hole 26	26"	26"	-2.5"	0"
Invert 3										
Invert 4										
Invert 5										
Invert 6										
Invert 7										
Invert 8										

RIGHT-SIDE UP VIEW (int. dimensions)

UPSIDE-DOWN VIEW (int. dimensions)



INSIDE WALL DIMENSIONS



Coating (Int):
 Coating (Ext):

Seam Up: Flat
 Seam Dn: n/a

Wall Thickness: 6"
 Floor Height: 6"

Height (Int): 28"
 Height (Ext): 34"

Weight (Net): 2384 lb
 Volume (Net): 0.61cu.yd