

Job Name: 25-1922 - Reynold's Farm
 Job Location: Goodlettsville, TN 37072
 Contractor: Josh King Excavation

Plant: Beaver Dam, KY
 1/8/2026 9:00:43 AM

Tech: K. Cardwell
 PC: J. Jarvis



Structure ID: C9.1

P1 MH048BA36

MH BASE T/n

P3) 28" x 28" - CASTING HEIGHT - 7.50"	0 lb
P2) 48" - MH FLAT TOP w/28"x28" Hole F/G - 12"	1368 lb
P1) 48" - MH BASE T/n - 36"	3455 lb
1) CASTING - JBS 3300 SET (F/G/H)	500 lb
1) 48" - Conseal CS-102 1.00"	0 lb
1) 28" x 28" - Conseal CS-102 1.00"	0 lb
1) Hole - 26	0 lb
1) Hole - 12	0 lb
1) Hole - 18	0 lb
Structure Total:	5323 lb

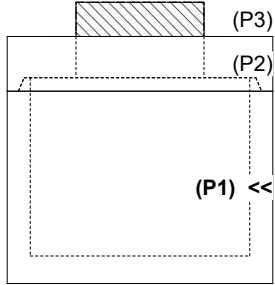
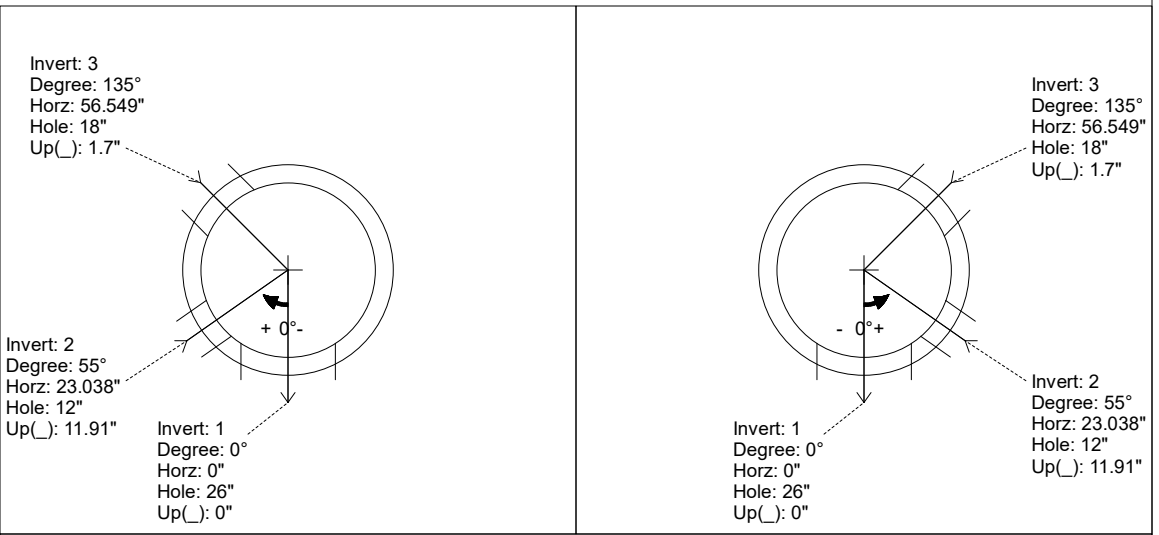
Structure Notes:
 1. PER ASTM C-478 SPECS
 2. CONCRETE: 4,000 PSI AT 28 DAYS
 3. REINFORCEMENT: PER ASTM A615
 4. NO STEPS
 5. JBS 3300 FRAME, GRATE, & CURB HOOD SUPPLIED BY ICAST

Rim: 529.5' Rim to Invert: 4.5' Slack: 1" Sump: 2.5" Step Position:

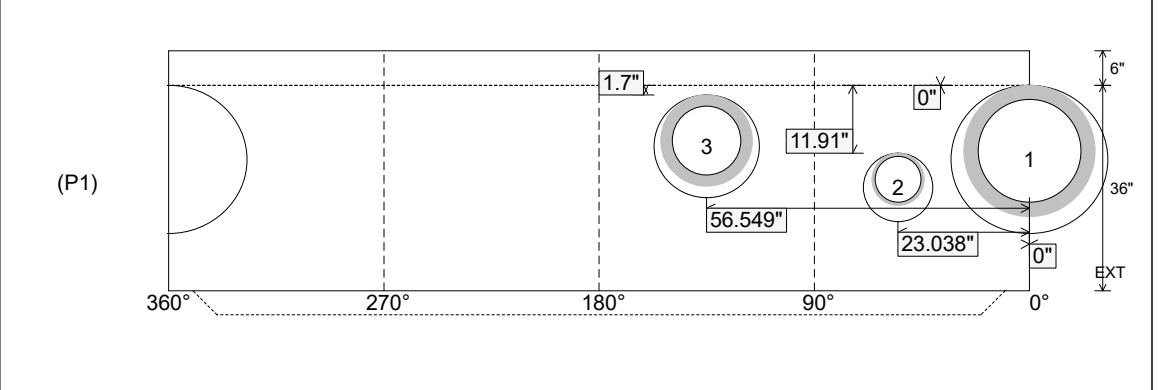
Position	Elev	Angle	Ext. (cw)	Pipe	Pipe OD	Connector	Hole	Horz Size	Up ()	Offset
Invert 1	525'	0°	0"	18" RCP B WALL	23"	Hole 26	26"	27.476"	0"	0"
Invert 2	525.83'	55°	27.838"	8" HDPE	9.1"	Hole 12	12"	12.129"	11.91"	0"
Invert 3	525.1'	135°	68.33"	12" RCP B WALL	16"	Hole 18	18"	18.451"	1.7"	0"
Invert 4										
Invert 5										
Invert 6										
Invert 7										
Invert 8										

RIGHT-SIDE UP VIEW (int. dimensions)

UPSIDE-DOWN VIEW (int. dimensions)



INSIDE WALL DIMENSIONS



Coating (Int): Coating (Ext):	Seam Up: Tongue Seam Dn: n/a	Wall Thickness: 5" Floor Height: 6"	Height (Int): 36" Height (Ext): 42"	Weight (Net): 3455 lb Volume (Net): 0.88cu.yd
----------------------------------	---------------------------------	--	--	--