

Job Name: 25-1922 - Reynold's Farm
 Job Location: Goodlettsville, TN 37072
 Contractor: Josh King Excavation

Plant: Beaver Dam, KY
 1/8/2026 9:00:31 AM

Tech: K. Cardwell
 PC: J. Jarvis



Structure ID: B8

P1 BX3030-06VH

BOX BASE 6inW, 6inF, Variable Ht F/n

- P2) 30" x 30" - CASTING HEIGHT - 6"
- P1) 30" x 30" - BOX BASE 6inW, 6inF, Variable Ht F/n - 47"
- 1) CASTING - JBS 4310 F/G
- 1) 30" x 30" - Conseal CS-102 1.00"
- 2) Hole - 22"

0 lb
 3893 lb
 500 lb
 0 lb
 0 lb

 Structure Total: 4393 lb

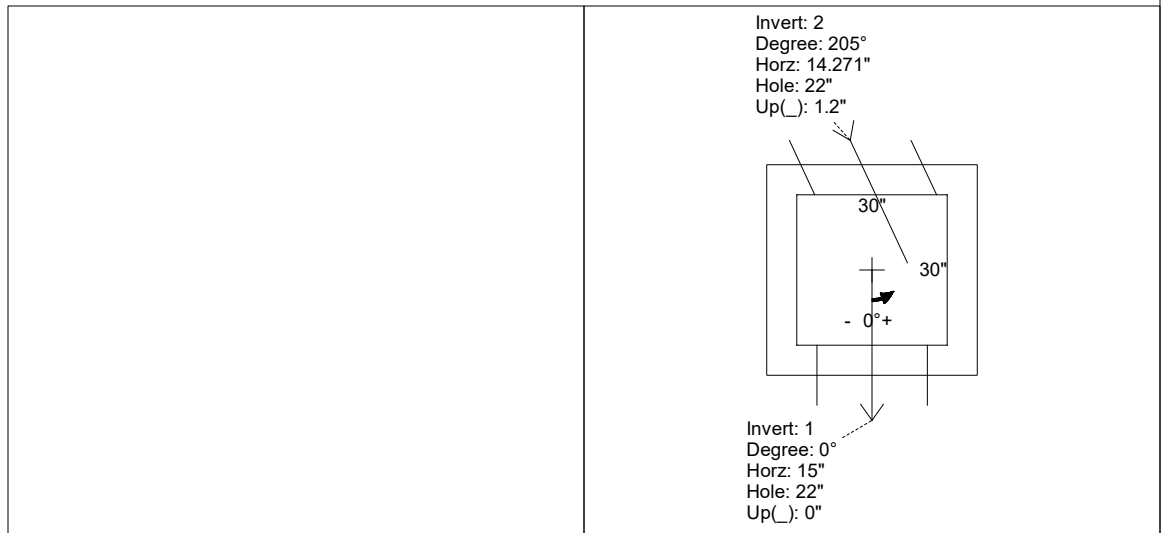
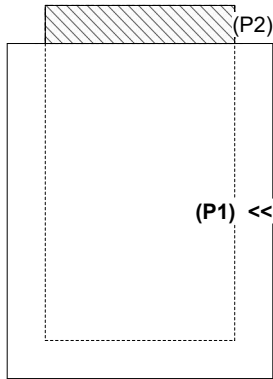
- Structure Notes:**
1. PER ASTM C-913 SPECS
 2. CONCRETE: 4,000 PSI AT 28 DAYS
 3. REINFORCEMENT: #4 BAR @ 12" C.C. E.W. (GRADE 60) - 2" MIN. REBAR CLEARANCE (TYP)
 4. JBS 4310 FRAME & GRATE SUPPLIED BY ICAST

Rim: 529' Rim to Invert: 4.25' Slack: 0.25" Sump: 2.25" Step Position:

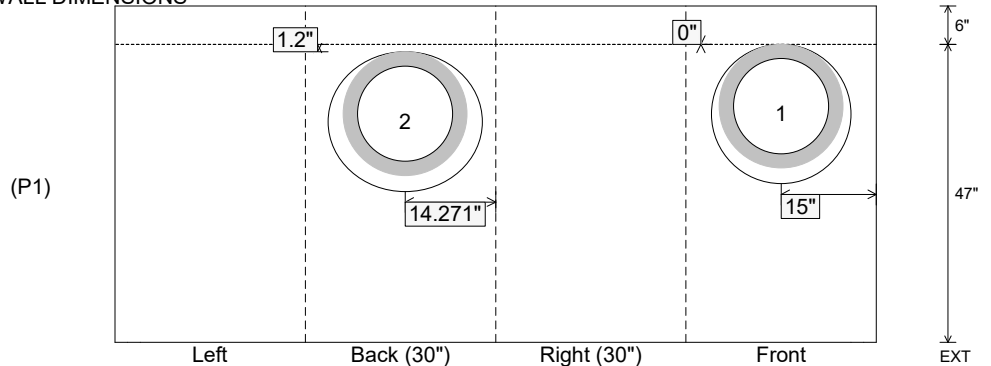
Position	Elev	Angle	Ext. (cw)	Pipe	Pipe OD	Connector	Hole	Horz Size	Up ()	Offset
Invert 1	524.75'	0°	21"	15" RCP B WALL	19.5"	Hole 22	22"	22"	0"	0"
Invert 2	524.85'	205°	23.069"	15" RCP B WALL	19.5"	Hole 22	22"	24.274"	1.2"	-7"
Invert 3										
Invert 4										
Invert 5										
Invert 6										
Invert 7										
Invert 8										

RIGHT-SIDE UP VIEW (int. dimensions)

UPSIDE-DOWN VIEW (int. dimensions)



INSIDE WALL DIMENSIONS



Coating (Int):
 Coating (Ext):

Seam Up: Flat
 Seam Dn: n/a

Wall Thickness: 6"
 Floor Height: 6"

Height (Int): 47"
 Height (Ext): 53"

Weight (Net): 3893 lb
 Volume (Net): 0.99cu.yd