

Job Name: 25-1922 - Reynold's Farm
 Job Location: Goodlettsville, TN 37072
 Contractor: Josh King Excavation

Plant: Beaver Dam, KY

Tech: K. Cardwell

1/8/2026 9:00:30 AM

PC: J. Jarvis



Structure ID: B7

P1 BX28280606VH

BOX BASE 6inW, 6inF, Variable Ht F/n

- P2) 28" x 28" - CASTING HEIGHT - 7.50"
- P1) 28" x 28" - BOX BASE 6inW, 6inF, Variable Ht F/n - 32"
- 1) CASTING - JBS 3300 SET (F/G/H)
- 1) 28" x 28" - Conseal CS-102 1.00"
- 1) Hole - 18
- 1) Hole - 12

0 lb
 2812 lb
 500 lb
 0 lb
 0 lb
 0 lb

 Structure Total: 3312 lb

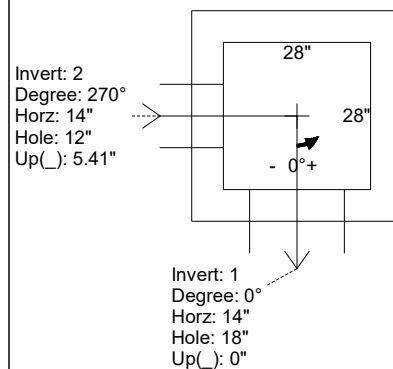
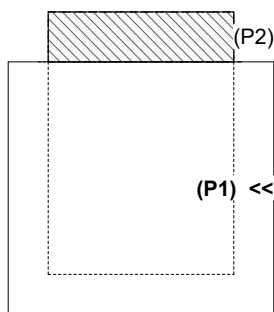
- Structure Notes:**
1. PER ASTM C-913 SPECS
 2. CONCRETE: 4,000 PSI AT 28 DAYS
 3. REINFORCEMENT: #4 BAR @ 12" C.C. E.W. (GRADE 60) - 2" MIN. REBAR CLEARANCE (TYP)
 4. JBS 3300 FRAME, GRATE, & CURB HOOD SUPPLIED BY ICAST

Rim: 530.2' Rim to Invert: 3.2' Slack: 0.9" Sump: 2" Step Position:

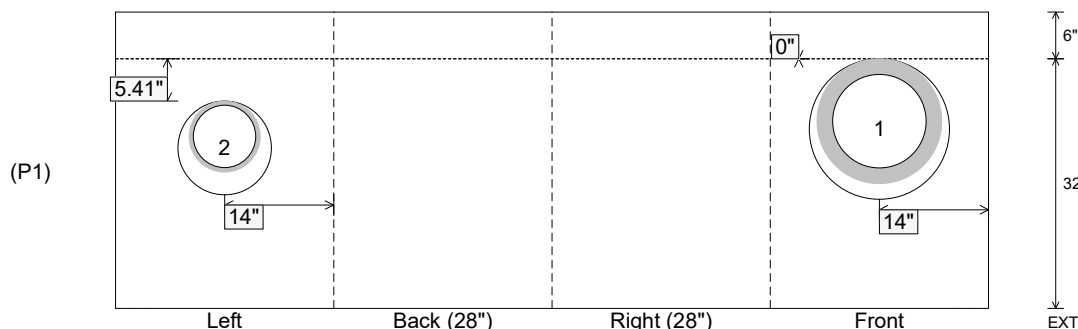
| Position | Elev | Angle | Ext. (cw) | Pipe | Pipe OD | Connector | Hole | Horz Size | Up () | Offset |
|----------|---------|-------|-----------|----------------|---------|-----------|------|-----------|--------|--------|
| Invert 1 | 527' | 0° | 20" | 12" RCP B WALL | 16" | Hole 18 | 18" | 18" | 0" | 0" |
| Invert 2 | 527.33' | 270° | 20" | 8" HDPE | 9.1" | Hole 12 | 12" | 12" | 5.41" | 0" |
| Invert 3 | | | | | | | | | | |
| Invert 4 | | | | | | | | | | |
| Invert 5 | | | | | | | | | | |
| Invert 6 | | | | | | | | | | |
| Invert 7 | | | | | | | | | | |
| Invert 8 | | | | | | | | | | |

RIGHT-SIDE UP VIEW (int. dimensions)

UPSIDE-DOWN VIEW (int. dimensions)



INSIDE WALL DIMENSIONS



Coating (Int):
 Coating (Ext):

Seam Up: Flat
 Seam Dn: n/a

Wall Thickness: 6"
 Floor Height: 6"

Height (Int): 32"
 Height (Ext): 38"

Weight (Net): 2812 lb
 Volume (Net): 0.72cu.yd