

Job Name: 25-1922 - Reynold's Farm
 Job Location: Goodlettsville, TN 37072
 Contractor: Josh King Excavation

Plant: Beaver Dam, KY
 1/8/2026 9:00:28 AM

Tech: K. Cardwell
 PC: J. Jarvis



Structure ID: B6

P1 MH048BA42

MH BASE T/n

- P3) 28" x 28" - CASTING HEIGHT - 7.50"
- P2) 48" - MH FLAT TOP w/28"x28" Hole F/G - 12"
- P1) 48" - MH BASE T/n - 42"
- 1) CASTING - JBS 3300 SET (F/G/H)
- 1) 48" - Conseal CS-102 1.00"
- 1) 28" x 28" - Conseal CS-102 1.00"
- 2) Hole - 18"
- 3) MH Step ML-10-TDS-NCR - 10"

0 lb
 1368 lb
 4046 lb
 500 lb
 0 lb
 0 lb
 0 lb
 0 lb

 5914 lb

Structure Total:

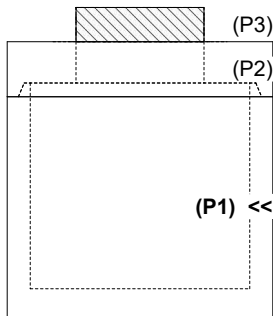
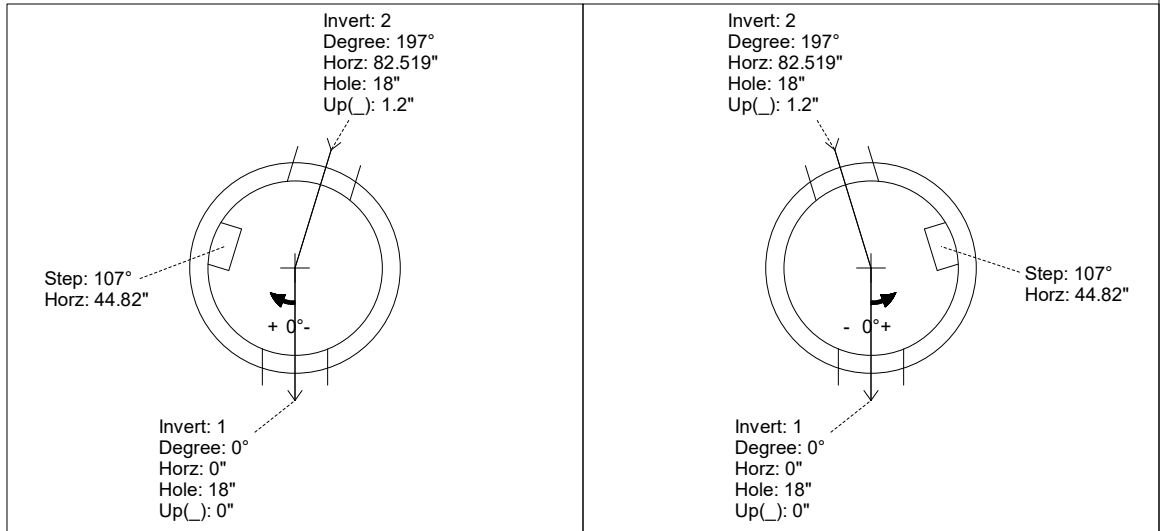
- Structure Notes:**
1. PER ASTM C-478 SPECS
 2. CONCRETE: 4,000 PSI AT 28 DAYS
 3. REINFORCEMENT: PER ASTM A615
 4. STEPS AT 107 DEGREES
 5. JBS 3300 FRAME, GRATE, & CURB HOOD SUPPLIED BY ICAST

Rim: 531.5' Rim to Invert: 5.1' Slack: 1.7' Sump: 2' Step Position: 107°

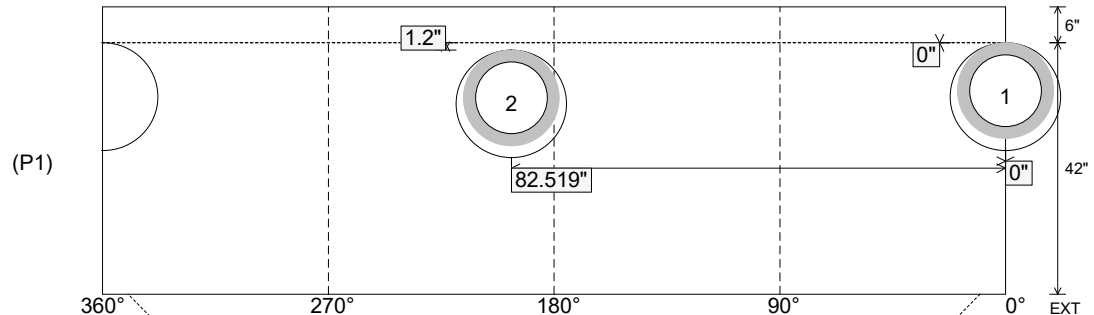
Position	Elev	Angle	Ext. (cw)	Pipe	Pipe OD	Connector	Hole	Horz Size	Up ()	Offset
Invert 1	526.4'	0°	0"	12" RCP B WALL	16"	Hole 18	18"	18.451"	0"	0"
Invert 2	526.5'	197°	99.711"	12" RCP B WALL	16"	Hole 18	18"	18.451"	1.2"	0"
Invert 3										
Invert 4										
Invert 5										
Invert 6										
Invert 7										
Invert 8										

RIGHT-SIDE UP VIEW (int. dimensions)

UPSIDE-DOWN VIEW (int. dimensions)



INSIDE WALL DIMENSIONS



Coating (Int):
 Coating (Ext):

Seam Up: Tongue
 Seam Dn: n/a

Wall Thickness: 5"
 Floor Height: 6"

Height (Int): 42"
 Height (Ext): 48"

Weight (Net): 4046 lb
 Volume (Net): 1.03cu.yd