

**Job Name: 25-1922 - Reynold's Farm**  
**Job Location: Goodlettsville, TN 37072**  
**Contractor: Josh King Excavation**

PC: J. Jarvis  
 TECH: K. Cardwell  
 Plant: Beaver Dam, KY



Structure ID: **A8.1**  
 Spec: Storm  
 Type: BX 6inW, 6inF  
 Size: 28" x 28"

Rim: 549.73'  
 Invert: 545.5'  
 Rim to Invert: 4.23'

Sump: 2.5"  
 Floor (Top): 545.292'  
 Floor Height: 6"

Floor (Bot): 544.792'  
 Overall Height: 4.875'  
 Slack: 0.76"

**Structure Notes:**

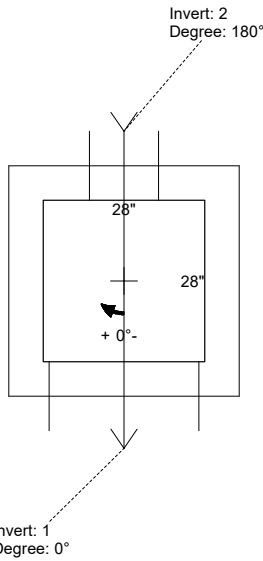
1. PER ASTM C-913 SPECS
2. CONCRETE: 4,000 PSI AT 28 DAYS
3. REINFORCEMENT: #4 BAR @ 12" C.C. E.W. (GRADE 60)
4. JBS 3300 FRAME, GRATE, & CURB HOOD SUPPLIED BY ICAST

**STRUCTURE SUMMARY:**


P2) 28" x 28" - CASTING HEIGHT - 7.50"  
 P1) 28" x 28" - BOX BASE 6inW, 6inF, Variable Ht F/n - 45"  
 1) CASTING - JBS 3300 SET (F/G/H)  
 1) 28" x 28" - Conseal CS-102 1.00"  
 1) Hole - 26  
 1) Hole - 12

0 lb  
 3563 lb  
 500 lb  
 0 lb  
 0 lb  
 0 lb  
 \_\_\_\_\_  
 4063 lb

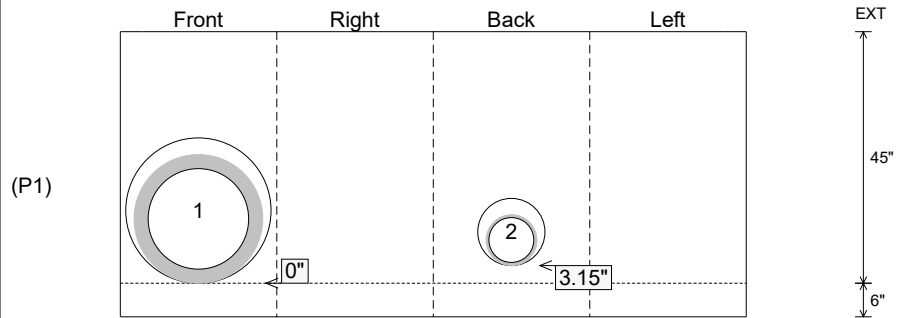
Structure Total: 4063 lb



Position	Elev	Angle	Pipe	Pipe OD	Hole	Connector	Up (')	Ref
Rim	549.73'							
Reducer								
Invert 1	545.5'	0°	18" RCP B WALL	23"	26"	Hole 26	0"	P1
Invert 2	545.6'	180°	8" HDPE	9.1"	12"	Hole 12	3.15"	P1
Invert 3								
Invert 4								
Invert 5								
Invert 6								
Invert 7								
Invert 8								



**Cast (Int. Dim.) - Interior Dimensions**



Submittal Drawing  
 1/8/2026 7:55:01 AM

SUBMITTAL  
 APPROVED BY: