

Job Name: 25-1922 - Reynold's Farm
 Job Location: Goodlettsville, TN 37072
 Contractor: Josh King Excavation

Plant: Beaver Dam, KY
 1/8/2026 9:00:22 AM

Tech: K. Cardwell
 PC: J. Jarvis



Structure ID: A2.5

P1 BX28280606VH

BOX BASE 6inW, 6inF, Variable Ht F/n

- P2) 28" x 28" - CASTING HEIGHT - 7.50"
- P1) 28" x 28" - BOX BASE 6inW, 6inF, Variable Ht F/n - 28"
- 1) CASTING - JBS 3300 SET (F/G/H)
- 1) 28" x 28" - Conseal CS-102 1.00"
- 1) Hole - 22
- 1) Hole - 18

0 lb
 2364 lb
 500 lb
 0 lb
 0 lb
 0 lb

 Structure Total: 2864 lb

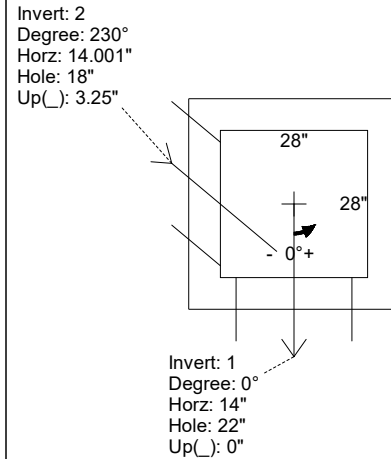
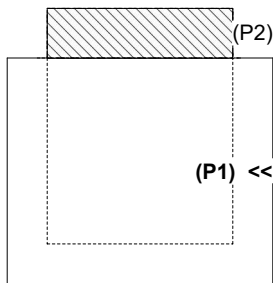
- Structure Notes:**
1. PER ASTM C-913 SPECS
 2. CONCRETE: 4,000 PSI AT 28 DAYS
 3. REINFORCEMENT: #4 BAR @ 12" C.C. E.W. (GRADE 60) - 2" MIN. REBAR CLEARANCE (TYP)
 4. JBS 3300 FRAME, GRATE, & CURB HOOD SUPPLIED BY ICAST

Rim: 525.1' Rim to Invert: 2.82' Slack: 0.59" Sump: 2.25" Step Position:

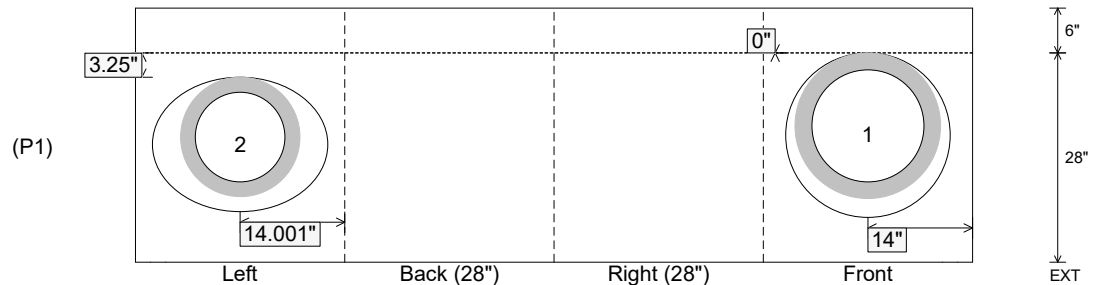
Position	Elev	Angle	Ext. (cw)	Pipe	Pipe OD	Connector	Hole	Horz Size	Up ()	Offset
Invert 1	522.28'	0°	20"	15" RCP B WALL	19.5"	Hole 22	22"	22"	0"	0"
Invert 2	522.53'	230°	14.967"	12" RCP B WALL	16"	Hole 18	18"	23.497"	3.25"	9"
Invert 3										
Invert 4										
Invert 5										
Invert 6										
Invert 7										
Invert 8										

RIGHT-SIDE UP VIEW (int. dimensions)

UPSIDE-DOWN VIEW (int. dimensions)



INSIDE WALL DIMENSIONS



Coating (Int):
 Coating (Ext):

Seam Up: Flat
 Seam Dn: n/a

Wall Thickness: 6"
 Floor Height: 6"

Height (Int): 28"
 Height (Ext): 34"

Weight (Net): 2364 lb
 Volume (Net): 0.6cu.yd