

Job Name: 25-1917B - Liochem Vault
 Job Location: Franklin, KY
 Contractor: Warren County Water District

Plant: 100
 12/8/2025 1:36:05 PM

Tech: J. Horsley - F
 PC: T. Lewis



Structure ID: 51917B (2)

P1 CVRFTB

BOX RISER 12inW, Variable Ht FTB

- P1) 60" x 84" - BOX RISER 12inW, Variable Ht FTB - 12"
- 1) 60" x 84" - Conseal CS-102 1.00" (Double)

4060 lb
 0 lb

 Structure Total: 4060 lb


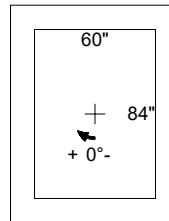
Structure Notes:
 1. PER ASTM C913 SPECIFICATIONS.
 2. CONCRETE = 4,000 PSI AT 28 DAYS.
 3. NO STEPS AND NO INVERT CHANNELL.

 REINFORCING PER ASTM A615 (GRADE 60)
 - WALLS (As .47) #5 BARS AT 8" C.C.E.W.

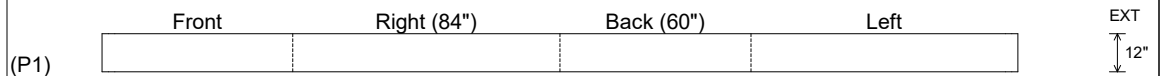
Rim: 1' Rim to Invert: 0' Slack: 0" Sump: 0" Step Position:

Position	Elev	Angle	Ext. (cw)	Pipe	Pipe OD	Connector	Hole	Horz Size	Up ()	Offset
Invert 1										
Invert 2										
Invert 3										
Invert 4										
Invert 5										
Invert 6										
Invert 7										
Invert 8										

RIGHT-SIDE UP VIEW (int. dimensions)



INSIDE WALL DIMENSIONS



Coating (Int): Coating (Ext):	Seam Up: Flat Seam Dn: Flat	Wall Thickness: 12" Floor Height: 0"	Height (Int): 12" Height (Ext): 12"	Weight (Net): 4060 lb Volume (Net): 1.04cu.yd
----------------------------------	--------------------------------	-----------------------------------------	----------------------------------------	--------------------------------------------------

Job Name: 25-1917B - Liochem Vault
 Job Location: Franklin, KY
 Contractor: Warren County Water District

Plant: 100
 12/8/2025 1:36:06 PM

Tech: J. Horsley - F
 PC: T. Lewis



Structure ID: 51917B (3)

P2 BX4848-08RVF-FTB

BOX RISER 8inW, Variable Ht FTB

P2) 48" x 48" - BOX RISER 8inW, Variable Ht FTB - 12"
 P1) 48" x 48" - P.I.P. BY OTHERS - BTM SLAB - 0"
 2) 48" x 48" - Conseal CS-102 1.00" (Double)

1804 lb
 0 lb
 0 lb

 Structure Total: 1804 lb


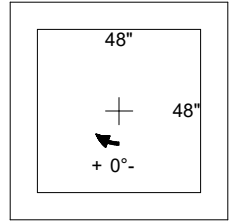
Structure Notes:
 1. PER ASTM C913 SPECIFICATIONS.
 2. CONCRETE = 4,000 PSI AT 28 DAYS.
 3. NO STEPS AND NO INVERT CHANNELL.

 REINFORCING PER ASTM A615 (GRADE 60)
 - WALLS (As .47) #5 BARS AT 8" C.C.E.W.

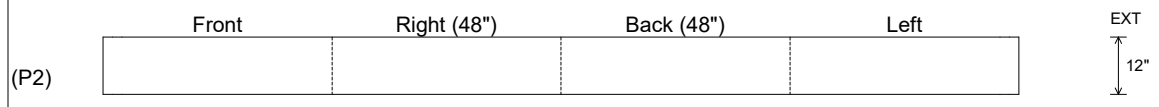
Rim: 1' Rim to Invert: 0' Slack: 0" Sump: 12" Step Position:

Position	Elev	Angle	Ext. (cw)	Pipe	Pipe OD	Connector	Hole	Horz Size	Up ()	Offset
Invert 1										
Invert 2										
Invert 3										
Invert 4										
Invert 5										
Invert 6										
Invert 7										
Invert 8										

RIGHT-SIDE UP VIEW (int. dimensions)



INSIDE WALL DIMENSIONS



Coating (Int): Coating (Ext):	Seam Up: Flat Seam Dn: Flat	Wall Thickness: 8" Floor Height: 0"	Height (Int): 12" Height (Ext): 12"	Weight (Net): 1804 lb Volume (Net): 0.46cu.yd
----------------------------------	--------------------------------	----------------------------------------	----------------------------------------	--------------------------------------------------