

**Job Name: 25-1862 Commerce Drive Extension**  
**Job Location: Elizabethtown, KY**  
**Contractor: Dirt Works Unlimited, LLC.**

PC: C. Goff  
 TECH: J. Coppage  
 Plant: Beaver Dam



Structure ID: 48+80 LT (KYTC CBI TY F)

Spec: KYTC  
 Type: CBI TYPE F  
 Size: 24" x 24"

Rim: 784.5'  
 Invert: 779.35'  
 Rim to Invert: 5.15'

Sump: 0"  
 Floor (Top): 779.35'  
 Floor Height: 8"

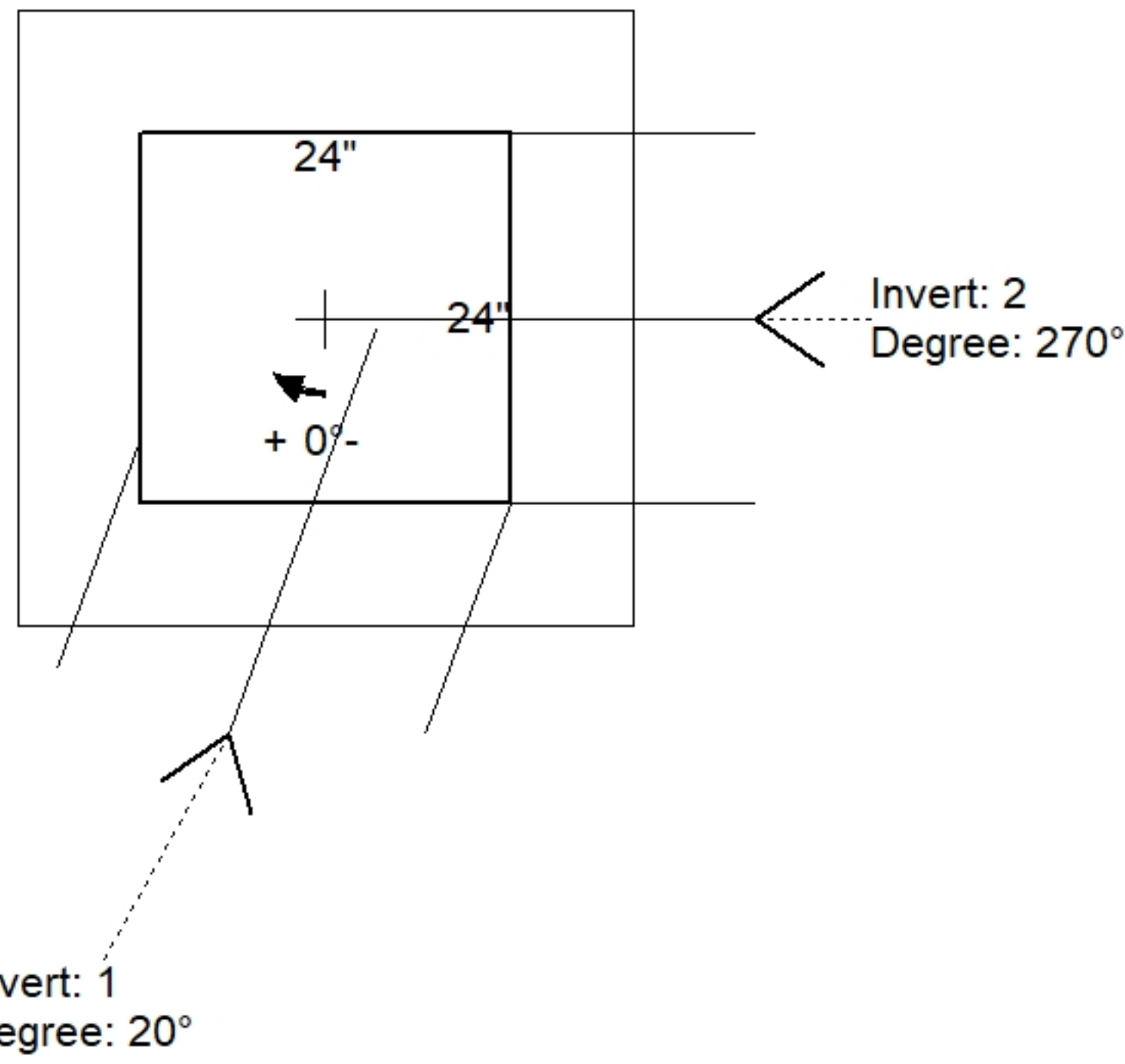
Floor (Bot): 778.683'  
 Overall Height: 5.75'  
 Slack: 0.8"

**Structure Notes:**

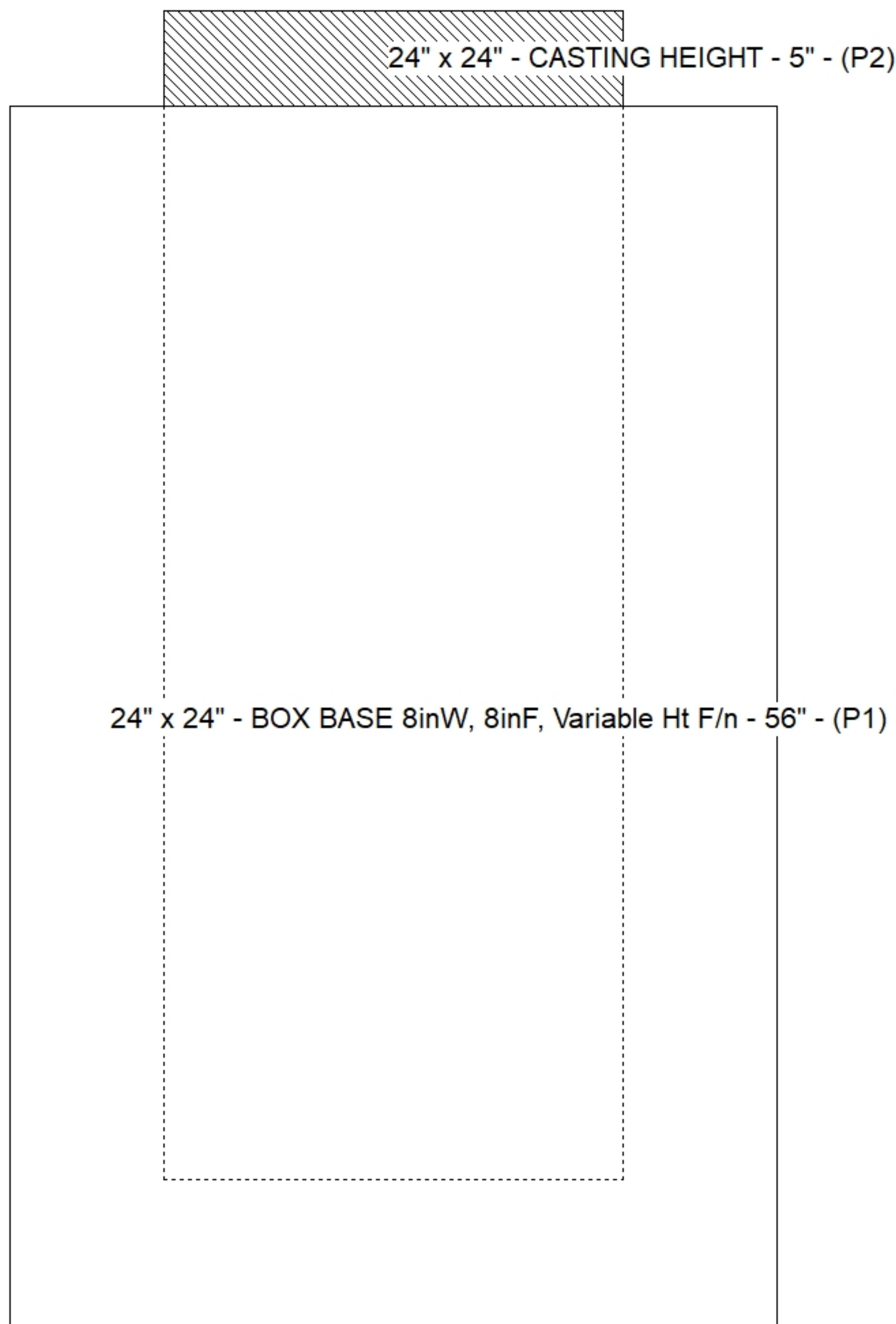
- JR HOE KY-465 SET BY ICAST.
- KYTC CBI TYPE F / ASTM C913 SPECIFICATIONS.
- CONCRETE = 4,000 PSI AT 28 DAYS.
- REINFORCING PER ASTM A615 (GRADE 60).  
 - WALLS (As .31) #5 BARS AT 12" C.C.E.W.  
 - FLOOR (As .31) #5 BARS AT 12" C.C.E.W.

**STRUCTURE SUMMARY:**

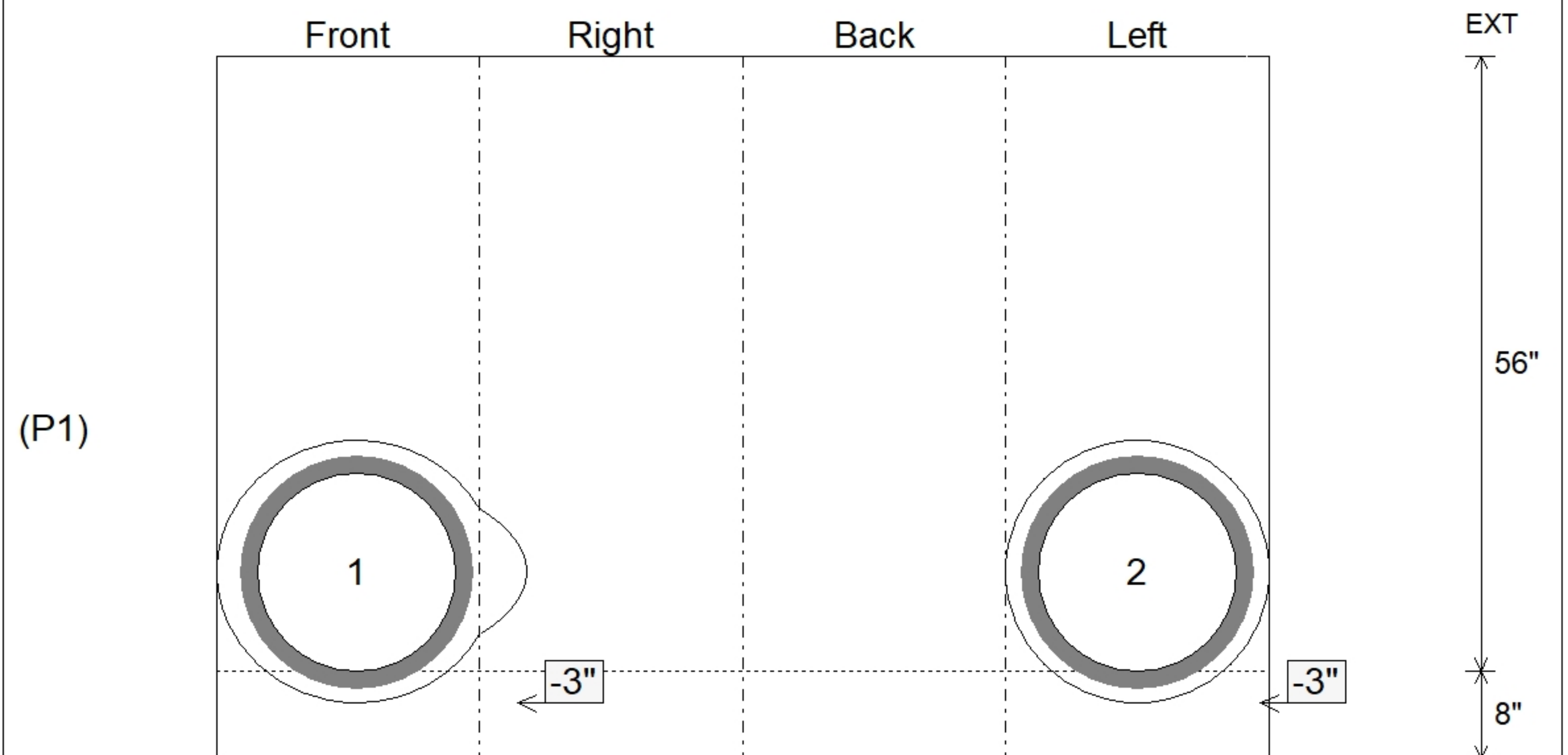
P2) 24" x 24" - CASTING HEIGHT - 5"	0 lb
P1) 24" x 24" - BOX BASE 8inW, 8inF, Variable Ht F/n - 56"	5318 lb
1) 24" x 24" - Conseal CS-102 1.00"	0 lb
2) Hole - 24"	0 lb
<b>Structure Total:</b>	<b>5318 lb</b>



Position	Elev	Angle	Pipe	Pipe OD	Hole	Connector	Up ( )	Ref
Rim	784.5'							
Reducer								
Invert 1	779.35'	20°	18" HDPE	21.2"	24"	Hole 24	-3"	P1
Invert 2	779.35'	270°	18" HDPE	21.2"	24"	Hole 24	-3"	P1
Invert 3								
Invert 4								
Invert 5								
Invert 6								
Invert 7								
Invert 8								



**Cast (Int. Dim.) - Interior Dimensions**



Submittal Drawing  
 11/26/2025 9:39:58 AM

SUBMITTAL  
 APPROVED BY: