

Job Name: 25-1784 ASTRAZENECA WASTE WATER REUSE
 Job Location: MOUNT VERNON, IN
 Contractor: Koberstein Contracting, Inc.

Plant: BEAVER DAM
 11/3/2025 3:37:30 PM

Tech: J. COPPAGE
 PC: E. BRADLEY



Structure ID: WET WELL

P1 MH072BA72CDARED

MH BASE w/ConBlock-CDA Red

- P5) 30" x 48" - CASTING HEIGHT - 0"
- P4) 72" - MH FLAT TOP w/30"x48" Hatch w/ConBlock-CDA Red - 15"
- P3) 72" - MH RISER w/ConBlock-CDA Red - 36"
- P2) 72" - MH RISER Custom Ht. w/ConBlock-CDA Red - 71.5"
- P1) 72" - MH BASE w/ConBlock-CDA Red - 72"
- 1) This Structure Includes a Cast-in Item
- 1) JOINT WRAP - 0.065"x12"x50' CONSEAL CS212
- 1) JOINT WRAP PRIMER - CONSEAL CS-75 (1 gal.)
- 1) 72" - Conseal CS-231 1.25" (Double)
- 1) 30" x 48" - Conseal CS-231 1.25" (Double)
- 2) PSX - 8QRS DD
- 2) PSX - 16M NYLO

0 lb	Structure Notes:
4048 lb	1. PER ASTM C478 SPECIFICATIONS.
5248 lb	2. CONCRETE = 4,000 PSI AT 28 DAYS.
10126 lb	3. REINFORCING PER ASTM A615 (GRADE 60).
14396 lb	- TOP SLAB (As .31) #5 BARS AT 6" C.C.E.W.
0 lb	- RISER/WALLS (As .12)
0 lb	- FLOOR (As .37) #5 BARS AT 10" C.C.E.W.
0 lb	
0 lb	
0 lb	
13 lb	
16 lb	

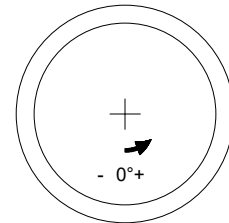
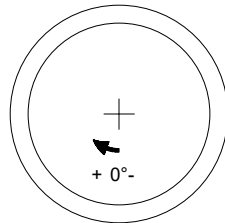
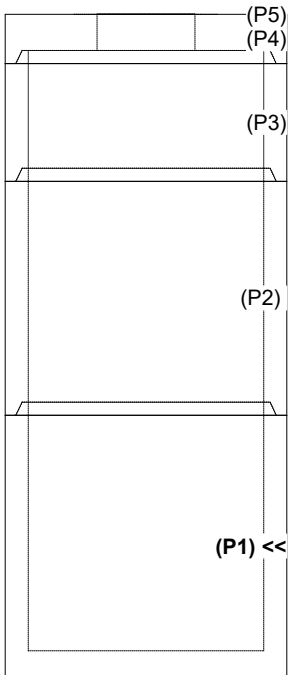
Structure Total:	33847 lb

Rim: 382.54' Rim to Invert: 8.25' Slack: -0.22" Sump: 95.28" Step Position:

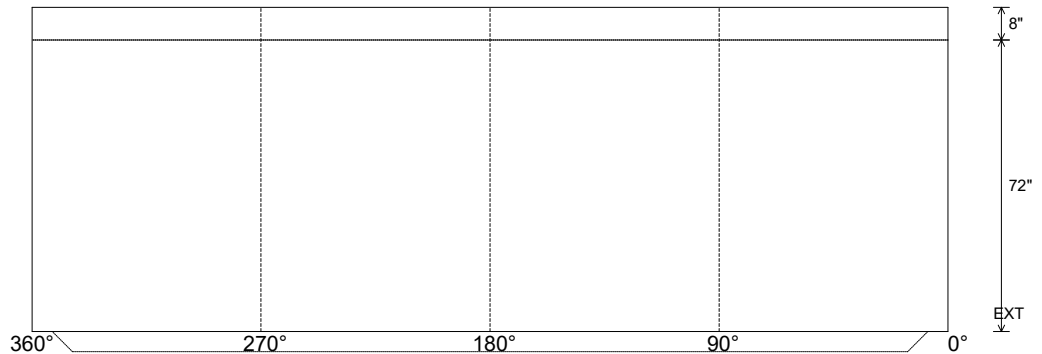
Position	Elev	Angle	Ext. (cw)	Pipe	Pipe OD	Connector	Hole	Horz Size	Up (L)	Offset
Invert 1										
Invert 2										
Invert 3										
Invert 4										
Invert 5										
Invert 6										
Invert 7										
Invert 8										

RIGHT-SIDE UP VIEW (int. dimensions)

UPSIDE-DOWN VIEW (int. dimensions)



INSIDE WALL DIMENSIONS



Coating (Int): Coating (Ext):	Seam Up: Tongue Seam Dn: n/a	Wall Thickness: 7" Floor Height: 8"	Height (Int): 72" Height (Ext): 80"	Weight (Net): 14396 lb Volume (Net): 3.68cu.yd
----------------------------------	---------------------------------	--	--	---