

Job Name: 25-1684P7 KYTC Jefferson Co. Call 200 (251007)
Job Location: I-264 Louisville, Ky.
Contractor: Cleary Construction, Inc.

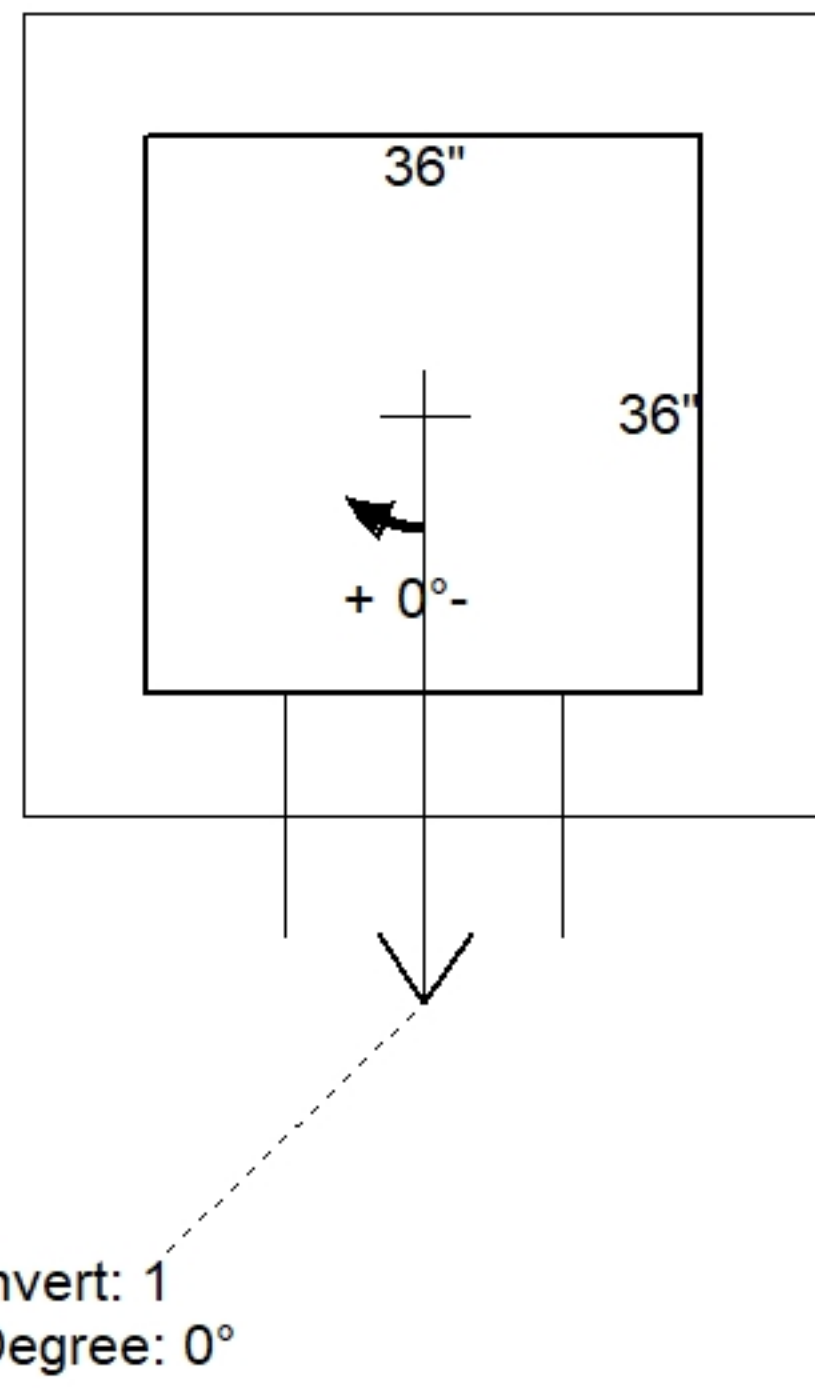
PC: J. Jarvis
 TECH: J. Coppage
 Plant: Beaver Dam, Ky.



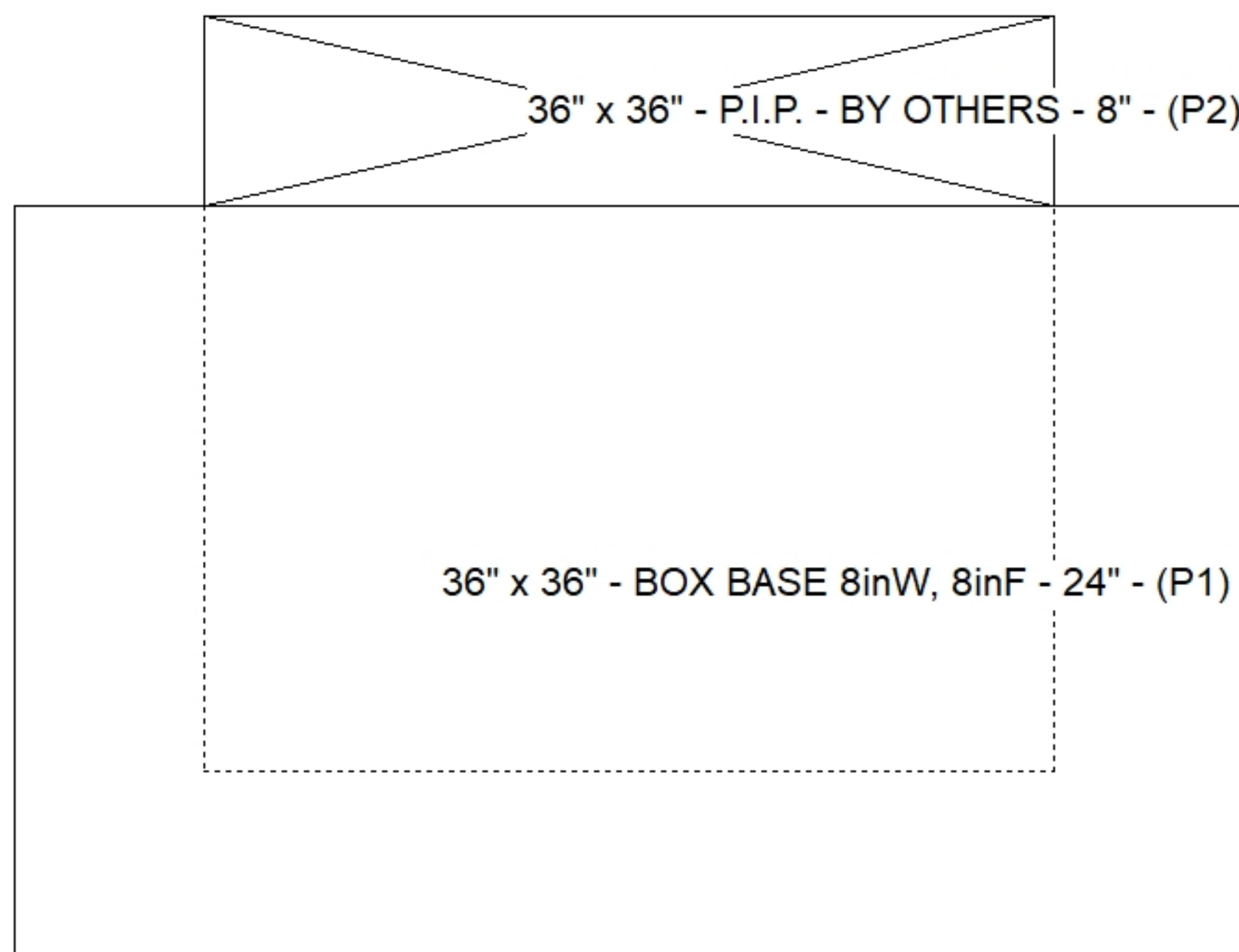
Structure ID: **306+05 RT DBI TYPE 3 INLET 63**
 Spec: KYTC Rim: 588.5' Sump: 0" Floor (Bot): 585.143'
 Type: DBI TYPE 3 Invert: 585.81' Floor (Top): 585.81' Overall Height: 3.333'
 Size: 36" x 36" Rim to Invert: 2.69' Floor Height: 8" Slack: 0.28"

Structure Notes:
 -KYTC STATE PROJECT 251007
 -REINFORCING: #5 BAR @ 12" C/C E.W. (TYP.)
 -FRAME & GRATES BY OTHERS.
 -KYTC CERTIFICATIONS REQUIRED.
 -#5 BAR EXTENDED OUT OF TOP OF BOX 20" AT 12" C/C.

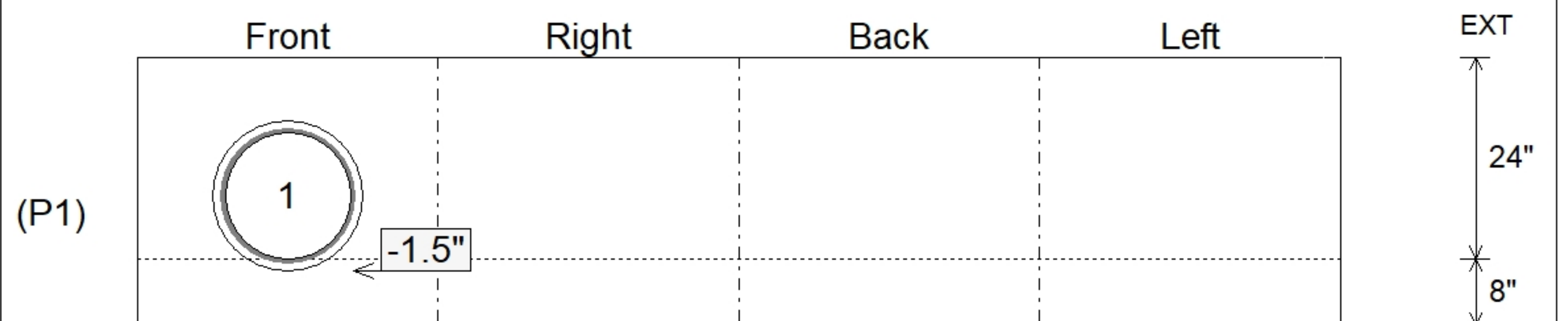
STRUCTURE SUMMARY:
 P2) 36" x 36" - P.I.P. - BY OTHERS - 8" 0 lb
 P1) 36" x 36" - BOX BASE 8inW, 8inF - 24" 4480 lb
 1) Hole - 18 0 lb
 Structure Total: 4480 lb



Position	Elev	Angle	Pipe	Pipe OD	Hole	Connector	Up (L)	Ref
Rim	588.5'							
Reducer								
Invert 1	585.81'	0°	15" CMP	16"	18"	Hole 18	-1.5"	P1
Invert 2								
Invert 3								
Invert 4								
Invert 5								
Invert 6								
Invert 7								
Invert 8								



Default - Interior Dimensions



Submittal Drawing
 3/24/2026 10:50:03 AM

SUBMITTAL
 APPROVED BY: