

Job Name: 25-1684P7 KYTC Jefferson Co. Call 200 (251007)
Job Location: I-264 Louisville, Ky.
Contractor: Cleary Construction, Inc.

PC: J. Jarvis
 TECH: J. Coppage
 Plant: Beaver Dam, Ky.



Structure ID: 136+60 LT JB-A INLET 77

Spec: KYTC
 Type: Junction Box
 Size: 24" x 24"

Rim: 588.25'
 Invert: 585.08'
 Rim to Invert: 3.17'

Sump: 0"
 Floor (Top): 585.08'
 Floor Height: 8"

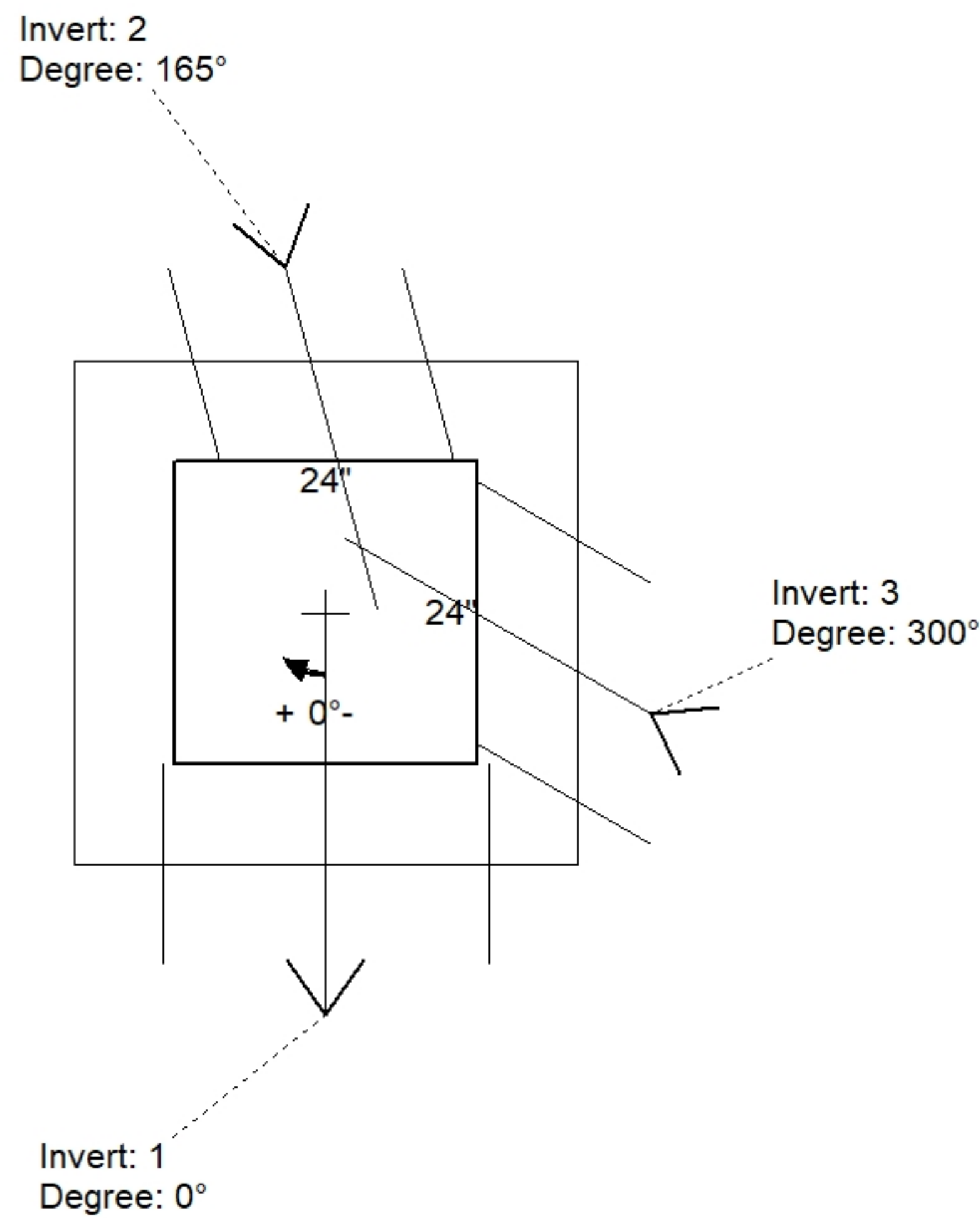
Floor (Bot): 584.413'
 Overall Height: 3.5'
 Slack: 4.04"

Structure Notes:

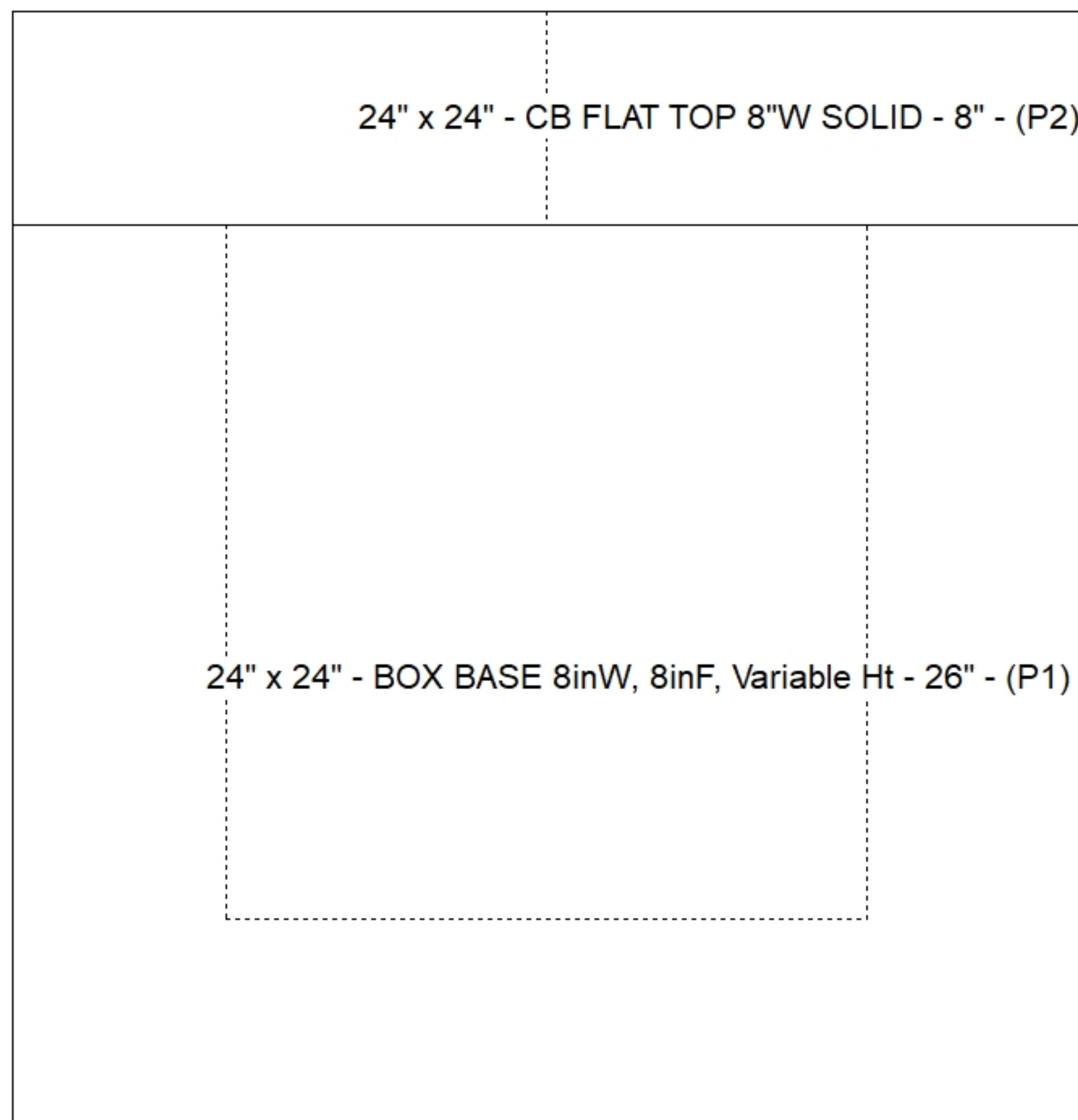
- KYTC STATE PROJECT 251007
- REINFORCING: #5 BAR @ 12" C/C E.W. (TYP.)
- CS-102 BUTYL REQUIRED (SUPPLIED BY ICAST).
- KYTC CERTIFICATIONS REQUIRED.

STRUCTURE SUMMARY:

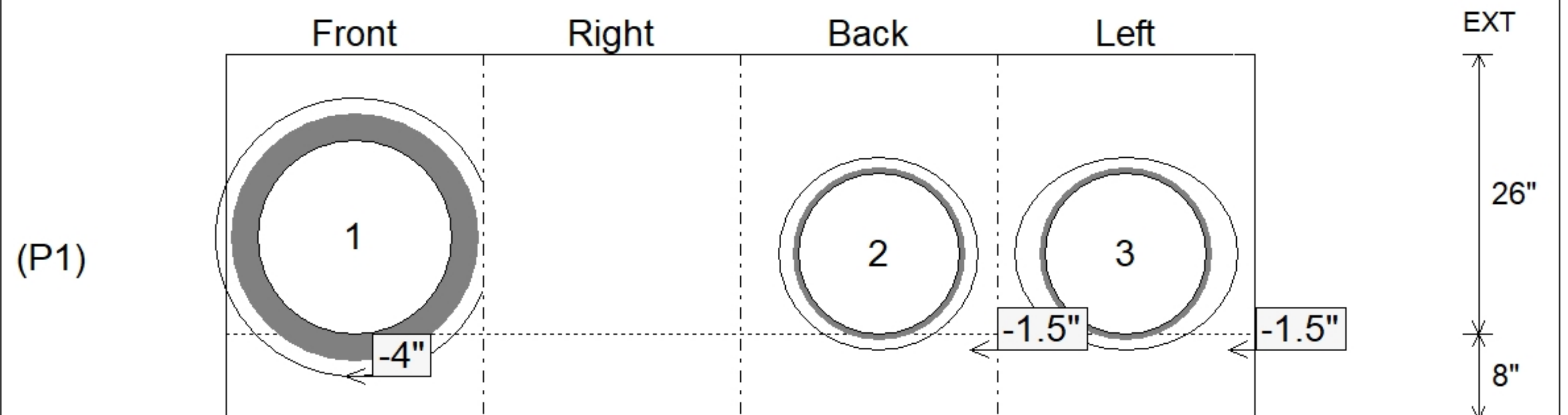
P2) 24" x 24" - CB FLAT TOP 8"W SOLID - 8"	1074 lb
P1) 24" x 24" - BOX BASE 8inW, 8inF, Variable Ht - 26"	2667 lb
1) 24" x 24" - Conseal CS-102 1.00"	0 lb
1) Hole - 26	0 lb
2) Hole - 18	0 lb
Structure Total:	3741 lb



Position	Elev	Angle	Pipe	Pipe OD	Hole	Connector	Up (")	Ref
Rim	588.25'							
Reducer								
Invert 1	585.08'	0°	18" RCP B WALL	23"	26"	Hole 26	-4"	P1
Invert 2	585.08'	165°	15" CMP	16"	18"	Hole 18	-1.5"	P1
Invert 3	585.08'	300°	15" CMP	16"	18"	Hole 18	-1.5"	P1
Invert 4								
Invert 5								
Invert 6								
Invert 7								
Invert 8								



Default - Interior Dimensions



Submittal Drawing
 3/24/2026 10:49:57 AM

SUBMITTAL
 APPROVED BY: