

**Job Name: 25-1684P7 KYTC Jefferson Co. Call 200 (251007)**  
**Job Location: I-264 Louisville, Ky.**  
**Contractor: Cleary Construction, Inc.**

PC: J. Jarvis  
 TECH: J. Coppage  
 Plant: Beaver Dam, Ky.



Structure ID: 132+10 LT JB-A INLET 41  
 Spec: KYTC  
 Type: Junction Box  
 Size: 24" x 24"

Rim: 589.67'  
 Invert: 587.33'  
 Rim to Invert: 2.34'

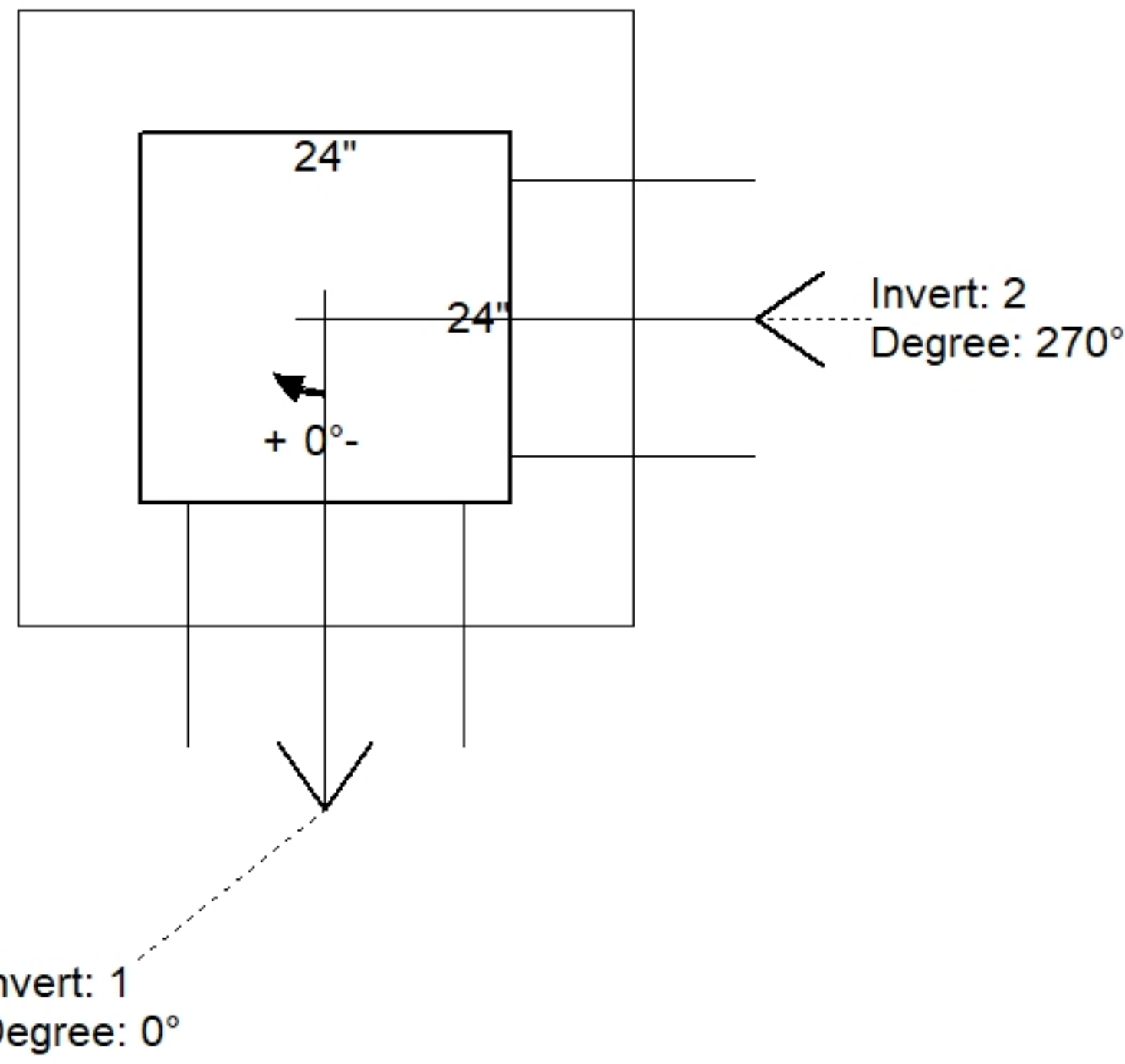
Sump: 0"  
 Floor (Top): 587.33'  
 Floor Height: 8"

Floor (Bot): 586.663'  
 Overall Height: 3'  
 Slack: 0.08"

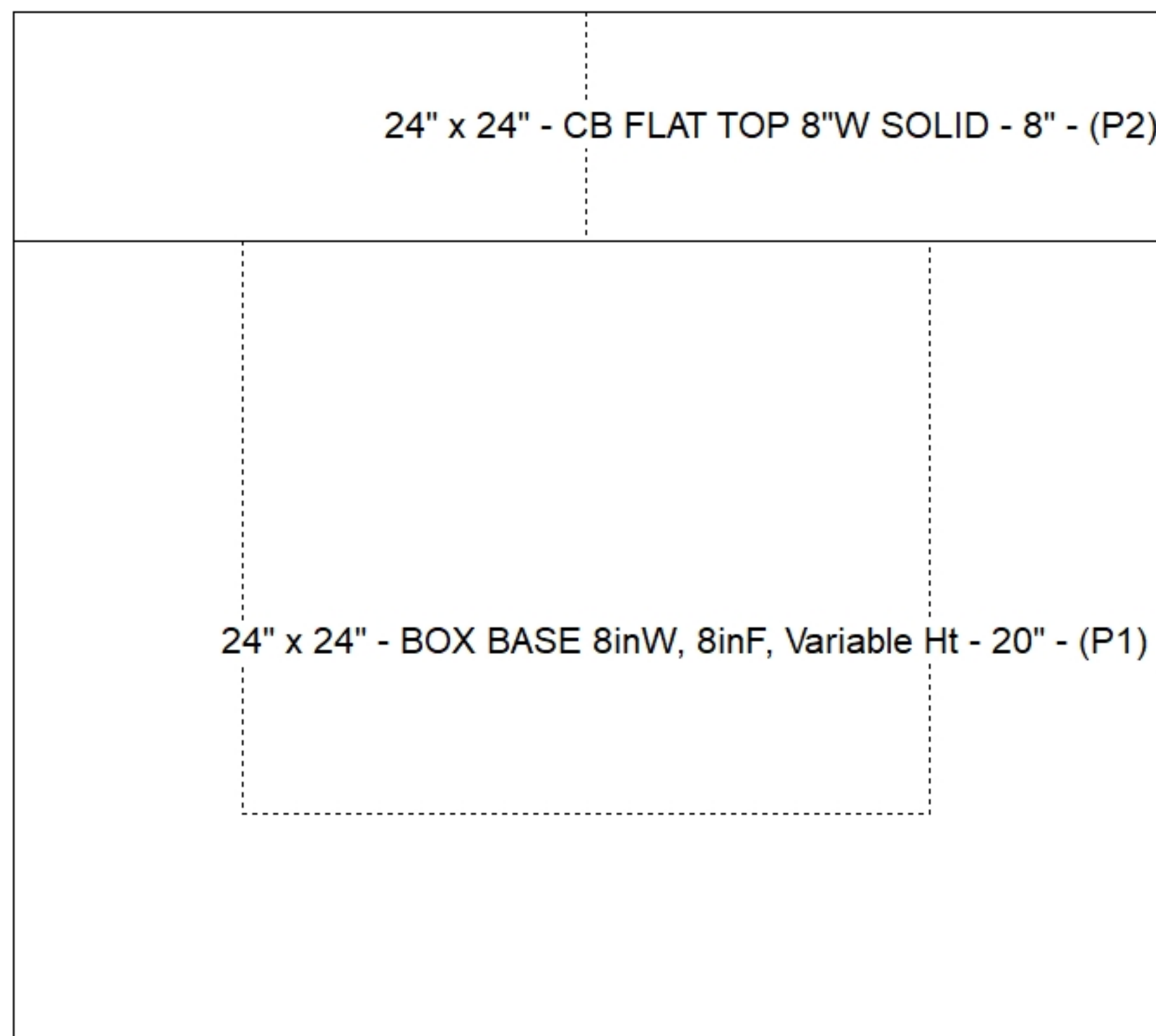
Structure Notes:  
 -KYTC STATE PROJECT 251007  
 -REINFORCING: #5 BAR @ 12" C/C E.W. (TYP.)  
 -CS-102 BUTYL REQUIRED (SUPPLIED BY ICAST).  
 -KYTC CERTIFICATIONS REQUIRED.

STRUCTURE SUMMARY:

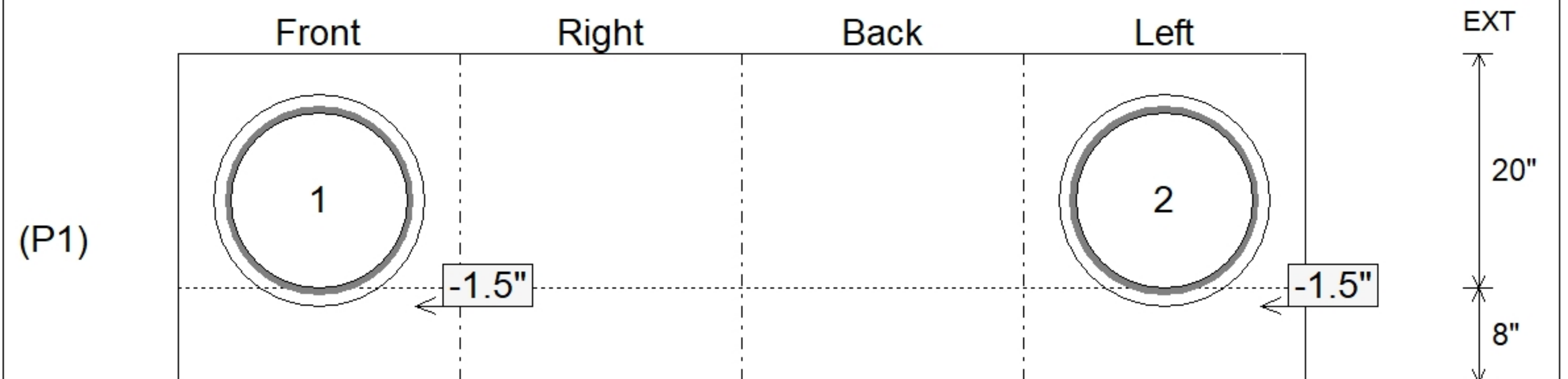
P2) 24" x 24" - CB FLAT TOP 8"W SOLID - 8"	1074 lb
P1) 24" x 24" - BOX BASE 8inW, 8inF, Variable Ht - 20"	2451 lb
1) 24" x 24" - Conseal CS-102 1.00"	0 lb
2) Hole - 18	0 lb
<b>Structure Total:</b>	<b>3525 lb</b>



Position	Elev	Angle	Pipe	Pipe OD	Hole	Connector	Up (L)	Ref
Rim	589.67'							
Reducer								
Invert 1	587.33'	0°	15" CMP	16"	18"	Hole 18	-1.5"	P1
Invert 2	587.33'	270°	15" CMP	16"	18"	Hole 18	-1.5"	P1
Invert 3								
Invert 4								
Invert 5								
Invert 6								
Invert 7								
Invert 8								



**Default - Interior Dimensions**



Submittal Drawing  
 3/24/2026 10:49:56 AM

SUBMITTAL  
 APPROVED BY: