

Job Name: 25-1684P7 KYTC Jefferson Co. Call 200 (251007)
 Job Location: I-264 Louisville, Ky.
 Contractor: Cleary Construction, Inc.

Plant: Beaver Dam, Ky.
 3/19/2026 1:03:55 PM

Tech: J. Copping
 PC: J. Jarvis



Structure ID: 126+15 LT DBI-14 INLET 81

P1 BX2424-08BAVF

BOX BASE 8inW, 8inF, Variable Ht

- P2) 24" x 24" - CB FLAT TOP 8"W (HOE KY-210) - 8"
- P1) 24" x 24" - BOX BASE 8inW, 8inF, Variable Ht - 22"
- 1) 24" x 24" - SGL 1"x14.5' Butyl
- 1) Hole - 18"

770 lb
 2794 lb
 0 lb
 0 lb

 Structure Total: 3564 lb

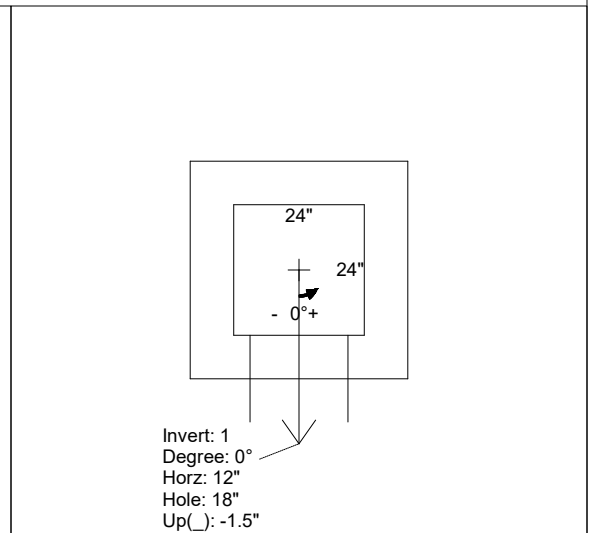
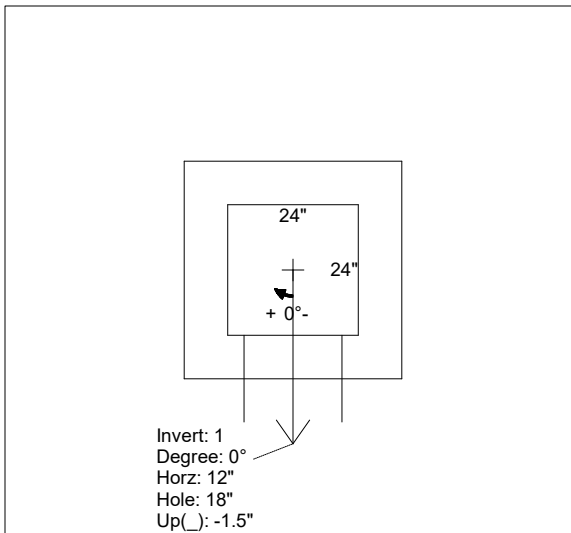
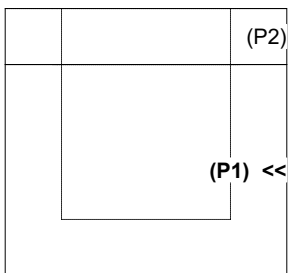
Structure Notes:
 -KYTC STATE PROJECT 251007
 -REINFORCING: #5 BAR @ 12" C/C E.W. (TYP.)
 -DBI 14 FRAME & GRATE BY OTHERS.
 -CS-102 BUTYL REQUIRED (SUPPLIED BY ICAST).
 -KYTC CERTIFICATIONS REQUIRED.

Rim: 588' Rim to Invert: 2.5' Slack: 0" Sump: 0" Step Position:

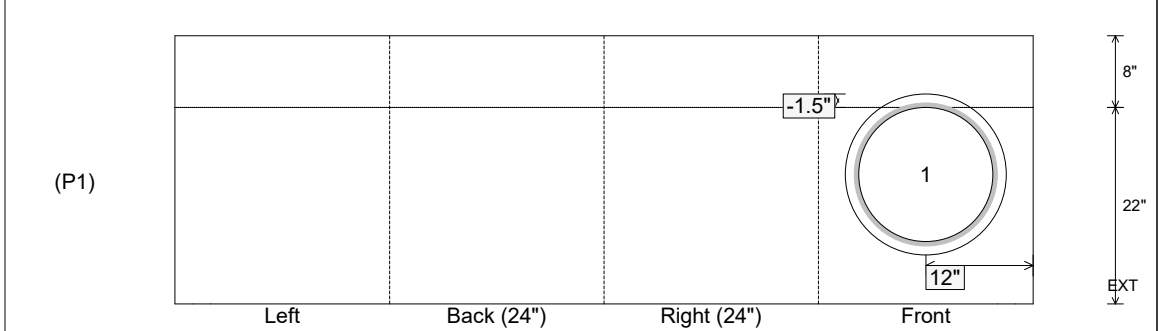
Position	Elev	Angle	Ext. (cw)	Pipe	Pipe OD	Connector	Hole	Horz Size	Up ()	Offset
Invert 1	585.5'	0°	20"	15" CMP	16"	Hole 18	18"	18"	-1.5"	0"
Invert 2										
Invert 3										
Invert 4										
Invert 5										
Invert 6										
Invert 7										
Invert 8										

RIGHT-SIDE UP VIEW (int. dimensions)

UPSIDE-DOWN VIEW (int. dimensions)



INSIDE WALL DIMENSIONS



Coating (Int):
 Coating (Ext):

Seam Up: Flat
 Seam Dn: n/a

Wall Thickness: 8"
 Floor Height: 8"

Height (Int): 22"
 Height (Ext): 30"

Weight (Net): 2794 lb
 Volume (Net): 0.71cu.yd