

Job Name: 25-1684P7 KYTC Jefferson Co. Call 200 (251007)
Job Location: I-264 Louisville, Ky.
Contractor: Cleary Construction, Inc.

PC: J. Jarvis
 TECH: J. Coppage
 Plant: Beaver Dam, Ky.



Structure ID: 125+87 LT CBIA INLET 31

Spec: KYTC
 Type: CBI TYPE A (10')
 Size: 24" x 36"

Rim: 591.85'
 Invert: 585.11'
 Rim to Invert: 6.74'

Sump: 0"
 Floor (Top): 585.11'
 Floor Height: 8"

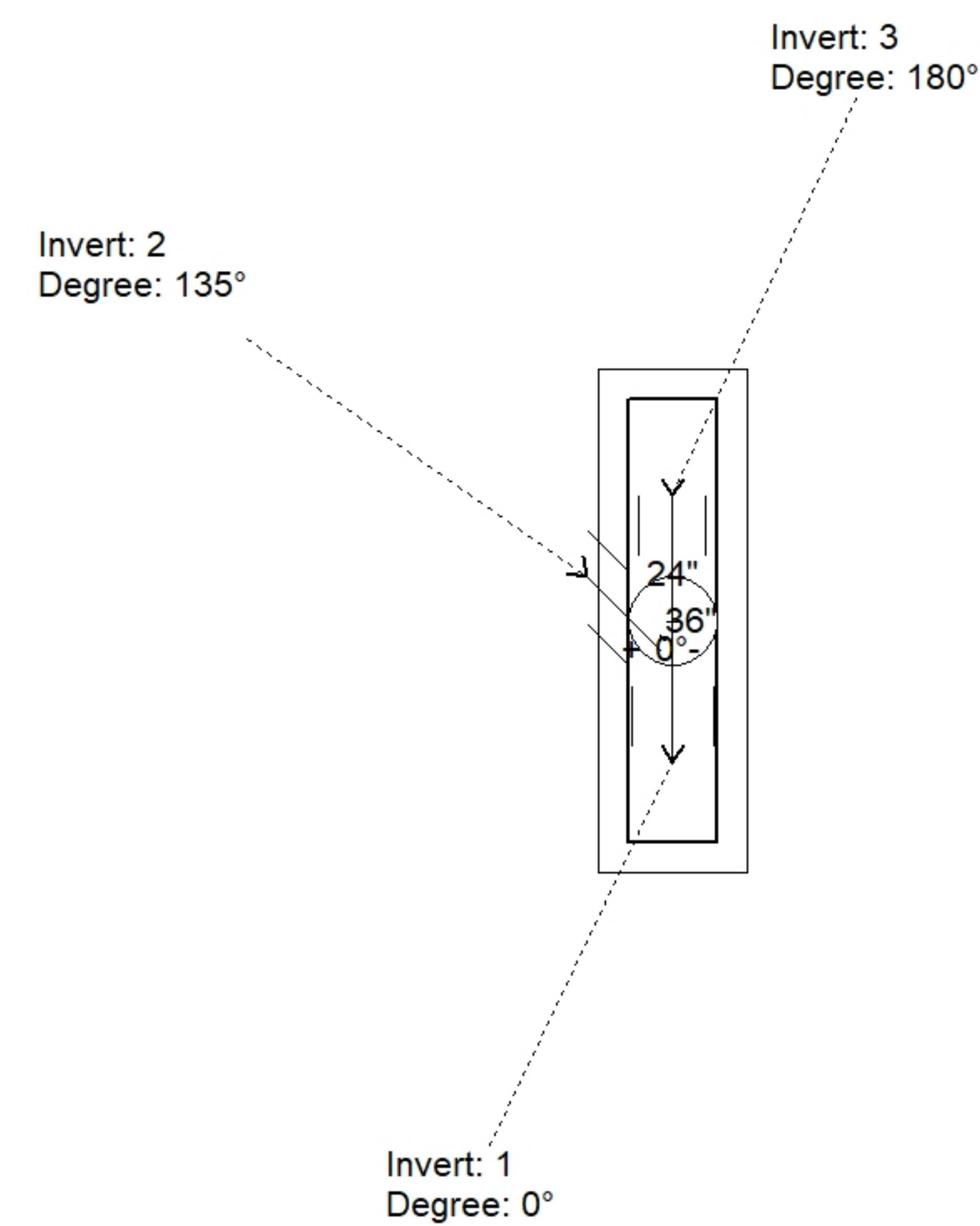
Floor (Bot): 584.443'
 Overall Height: 7'
 Slack: 4.88"

Structure Notes:

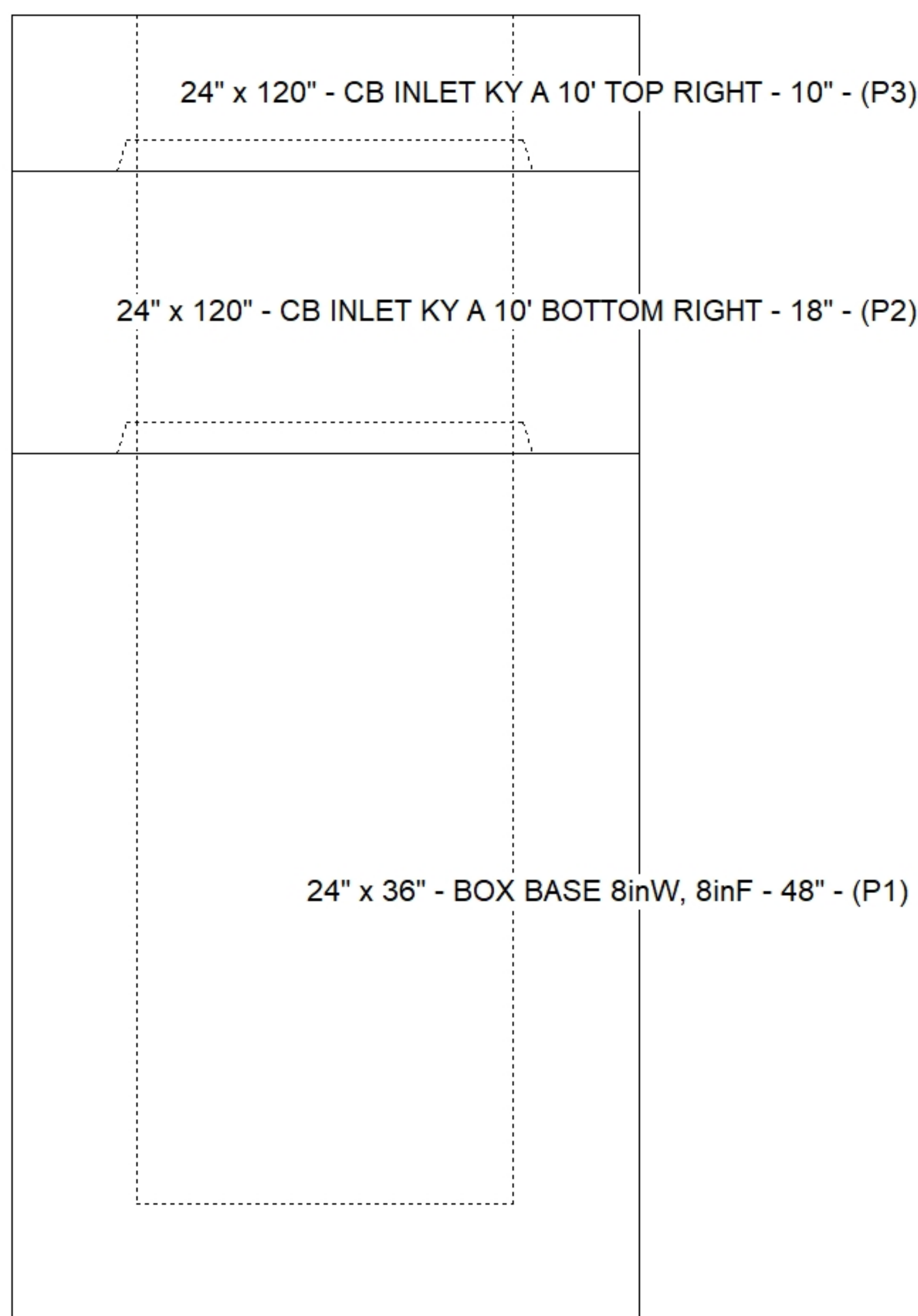
- KYTC STATE PROJECT 251007
- REINFORCING: #5 BAR @ 12" C/C E.W. (TYP.)
- CS-102 BUTYL REQUIRED (SUPPLIED BY ICAST).
- KYTC CERTIFICATIONS REQUIRED.

STRUCTURE SUMMARY:

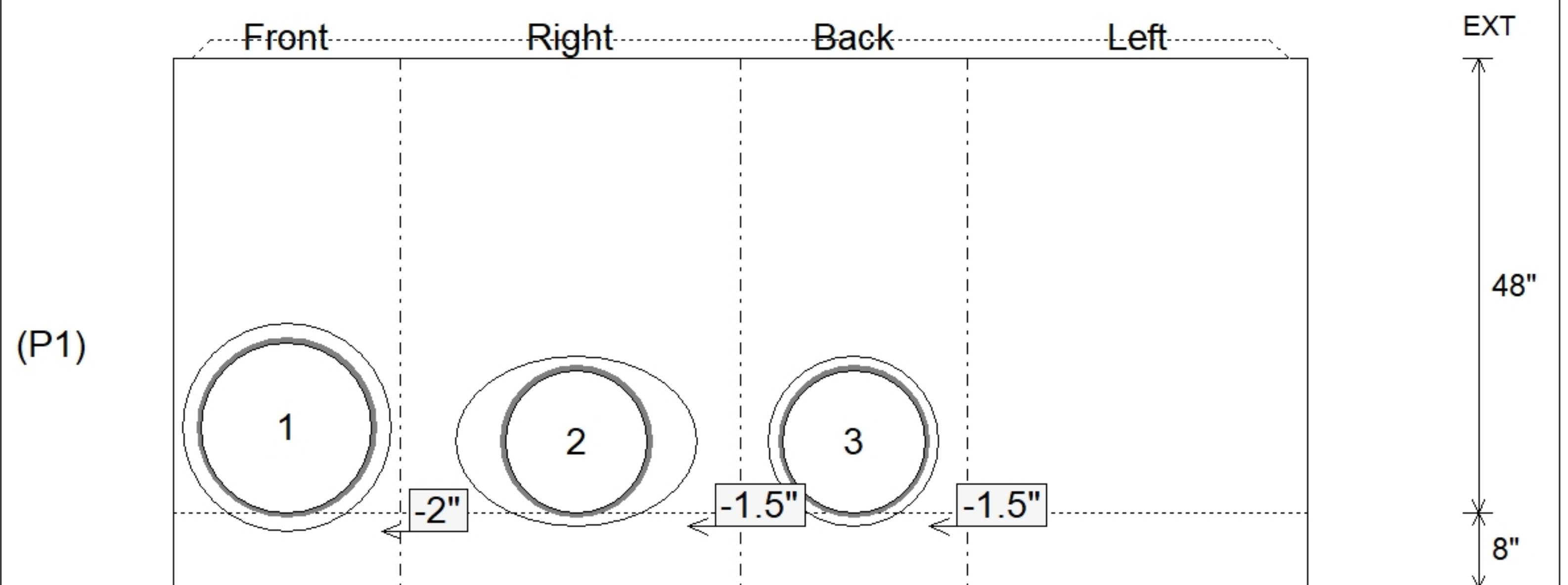
P3) 24" x 120" - CB INLET KY A 10' TOP RIGHT - 10"	3398 lb
P2) 24" x 120" - CB INLET KY A 10' BOTTOM RIGHT - 18"	5270 lb
P1) 24" x 36" - BOX BASE 8inW, 8inF - 48"	5626 lb
1) 24" x 36" - Conseal CS-102 1.00"	0 lb
1) Hole - 22"	0 lb
2) Hole - 18"	0 lb
Structure Total:	14294 lb



Position	Elev	Angle	Pipe	Pipe OD	Hole	Connector	Up (L)	Ref
Rim	591.85'							
Reducer								
Invert 1	585.11'	0°	18" CMP	19"	22"	Hole 22	-2"	P1
Invert 2	585.11'	135°	15" CMP	16"	18"	Hole 18	-1.5"	P1
Invert 3	585.11'	180°	15" CMP	16"	18"	Hole 18	-1.5"	P1
Invert 4								
Invert 5								
Invert 6								
Invert 7								
Invert 8								



Default - Interior Dimensions



Submittal Drawing
 3/24/2026 10:49:51 AM

SUBMITTAL
 APPROVED BY: