

Job Name: 25-1684P3 KYTC Jefferson Co. Call 200 (251007)
 Job Location: I-264 Louisville, Ky.
 Contractor: Cleary Construction, Inc.

Plant: Beaver Dam, Ky.
 2/11/2026 8:50:32 AM

Tech: N. Richards
 PC: J. Jarvis



Structure ID: 117+51 LT JB-A INLET 12

P1 BX2424-08BA30 BOX BASE 8inW, 8inF

P2) 24" x 24" - BX024024-08LD08 - CB FLAT TOP 8"W SOLID - 0.667'	1074 lb
P1) 24" x 24" - BX2424-08BA30 - BOX BASE 8inW, 8inF - 2.5'	3129 lb
1) 24" x 24" - PSCONCS102-1 - Conseal CS-102 1.00" - 0'	0 lb
1) Hole - 0'	0 lb
1) Hole - 0'	0 lb
Structure Total:	4203 lb

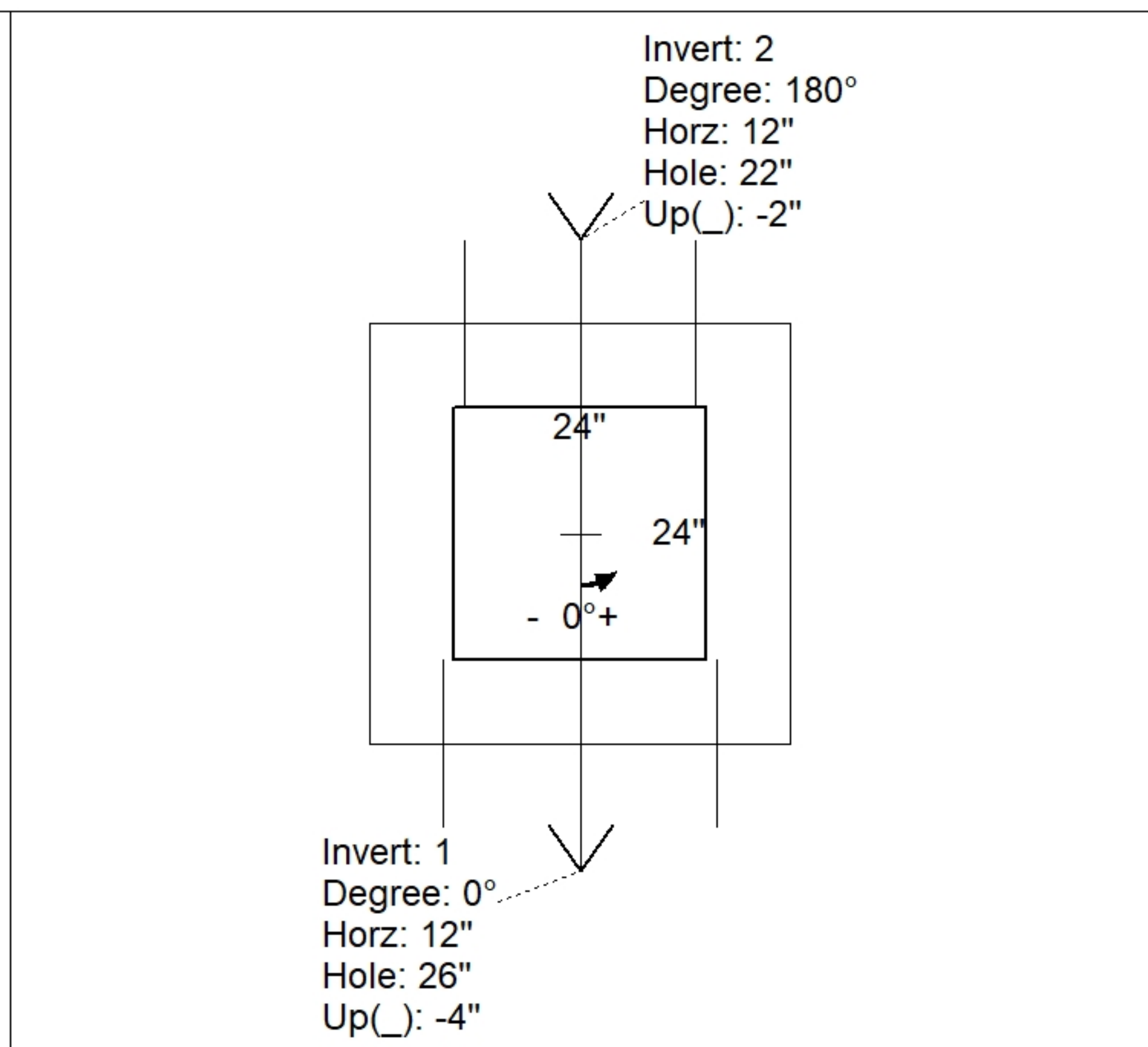
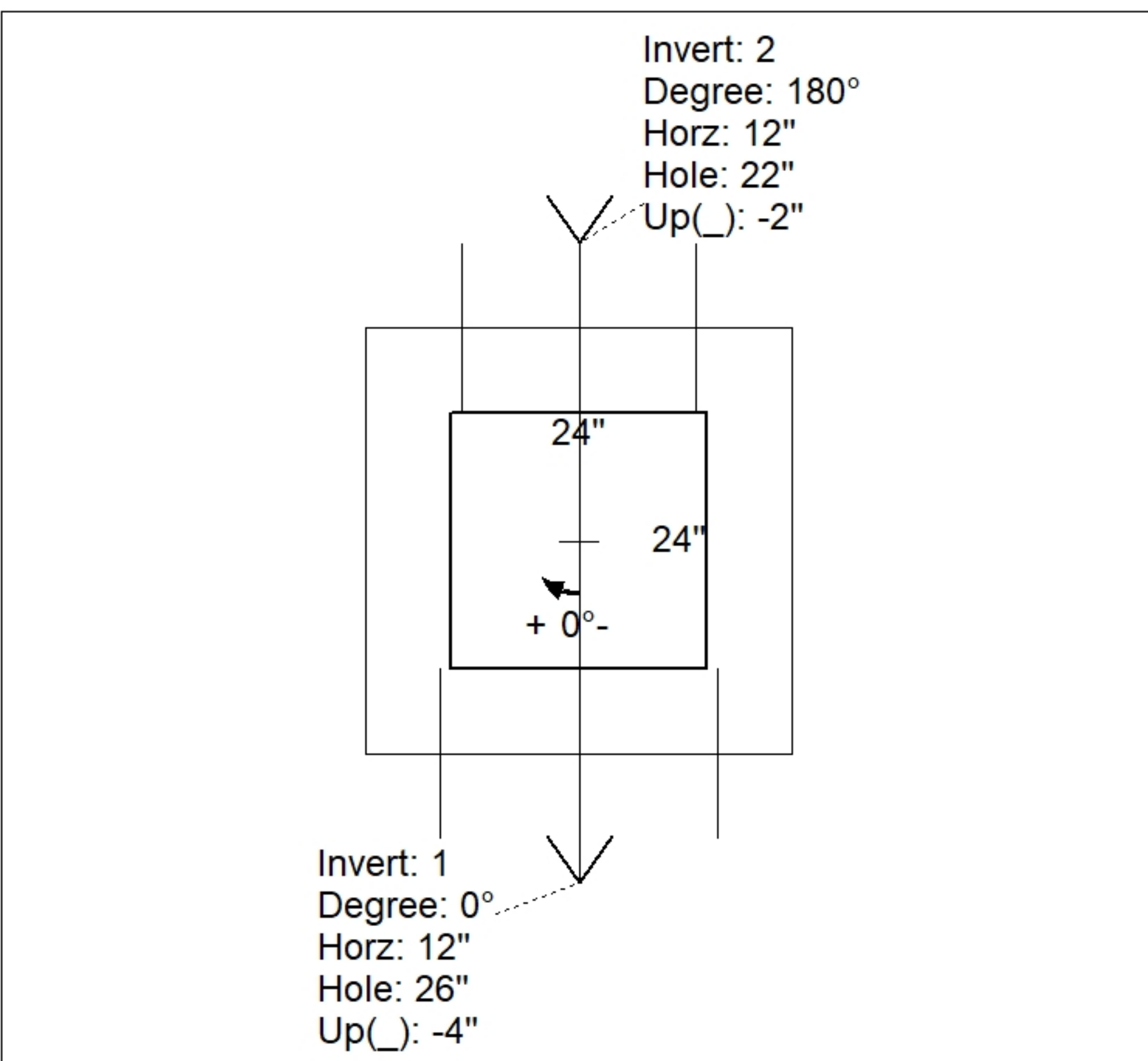
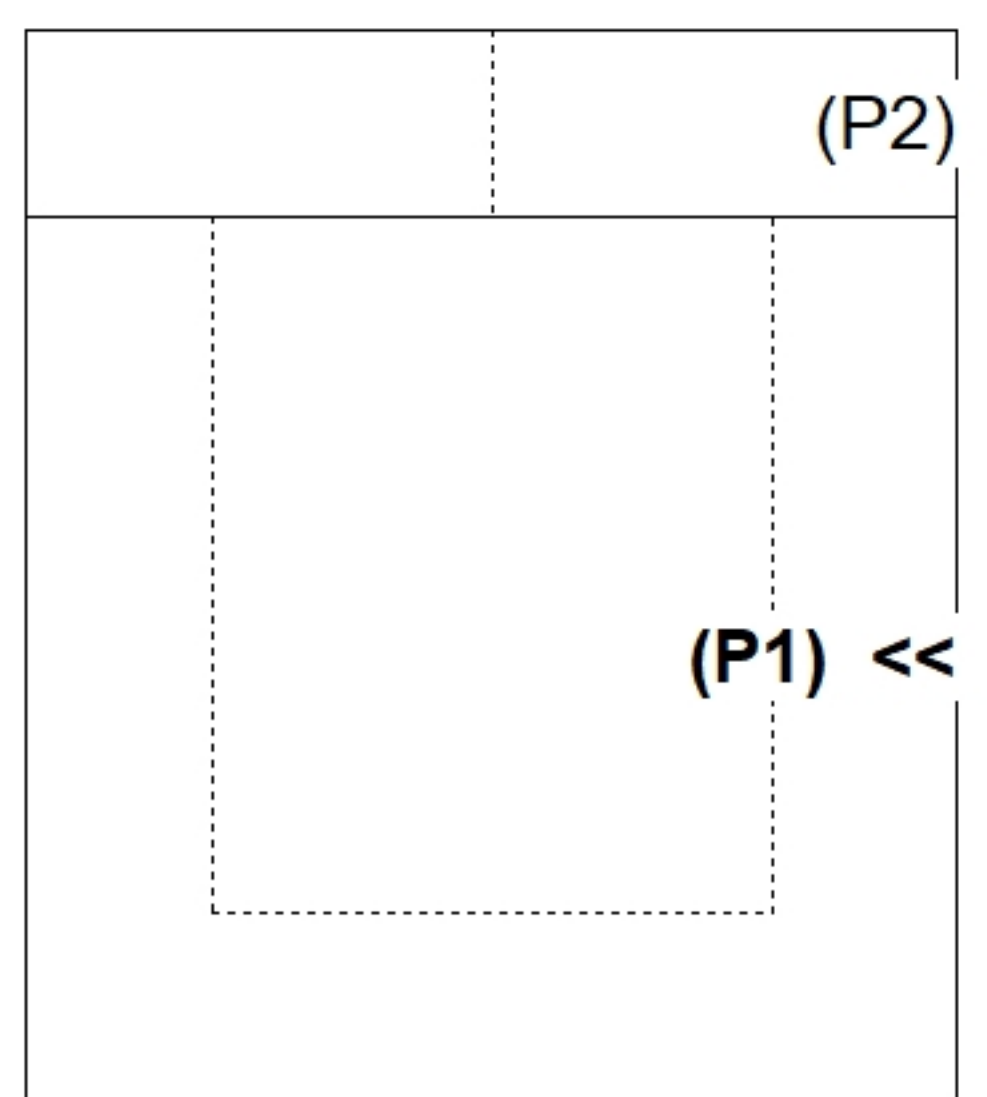
Structure Notes:
 -KYTC STATE PROJECT 251007
 -REINFORCING: #5 BAR @ 12" C/C E.W. (TYP.)
 -CS-102 BUTYL REQUIRED (SUPPLIED BY ICAST).
 -KYTC CERTIFICATIONS REQUIRED.

Rim: 586.18' Rim to Invert: 3.2' Slack: 0.033' Sump: 0' Step Position:

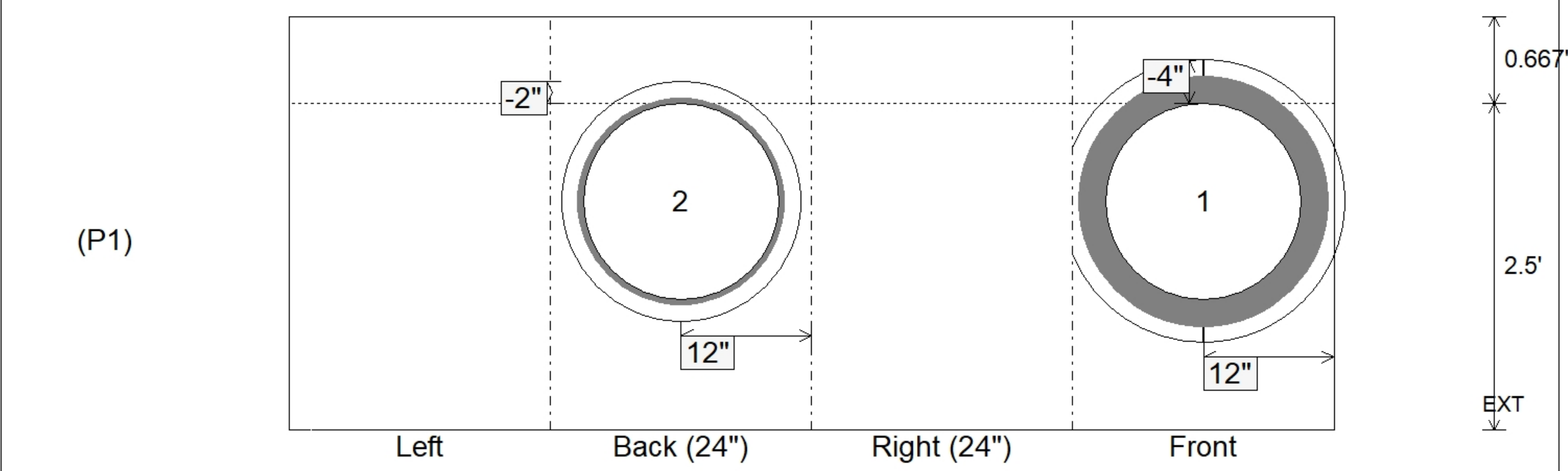
Position	Elev	Angle	Ext. (cw)	Pipe	Pipe OD	Connector	Hole	Horz Size	Up ()	Offset
Invert 1	582.98'	0°	20"	18" RCP B WALL	23"	Hole 26	26"	25"	-4"	0"
Invert 2	582.98'	180°	20"	18" CMP	19"	Hole 22	22"	22"	-2"	0"
Invert 3										
Invert 4										
Invert 5										
Invert 6										
Invert 7										
Invert 8										

RIGHT-SIDE UP VIEW (int. dimensions)

UPSIDE-DOWN VIEW (int. dimensions)



INSIDE WALL DIMENSIONS



Coating (Int):	Seam Up: Flat	Wall Thickness: 8"	Height (Int): 2.5'	Weight (Net): 3129 lb
Coating (Ext):	Seam Dn: n/a	Floor Height: 0.667'	Height (Ext): 3.167'	Volume (Net): 0.8cu.yd