

Job Name: 25-1684P2 KYTC Jefferson Co. Call 200 (251007)
Job Location: I-264 Louisville, Ky.
Contractor: Cleary Construction, Inc.

PC: J. Jarvis
 TECH: N. Richards
 Plant: Beaver Dam, Ky.



Structure ID: 5144+07 LT DBI-13S
 Spec: KYTC
 Type: DBI TYPE 13S
 Size: 24" x 60"

Rim: 556.83'
 Invert: 549.93'
 Rim to Invert: 6.9'

Sump: 0"
 Floor (Top): 549.93'
 Floor Height: 8"

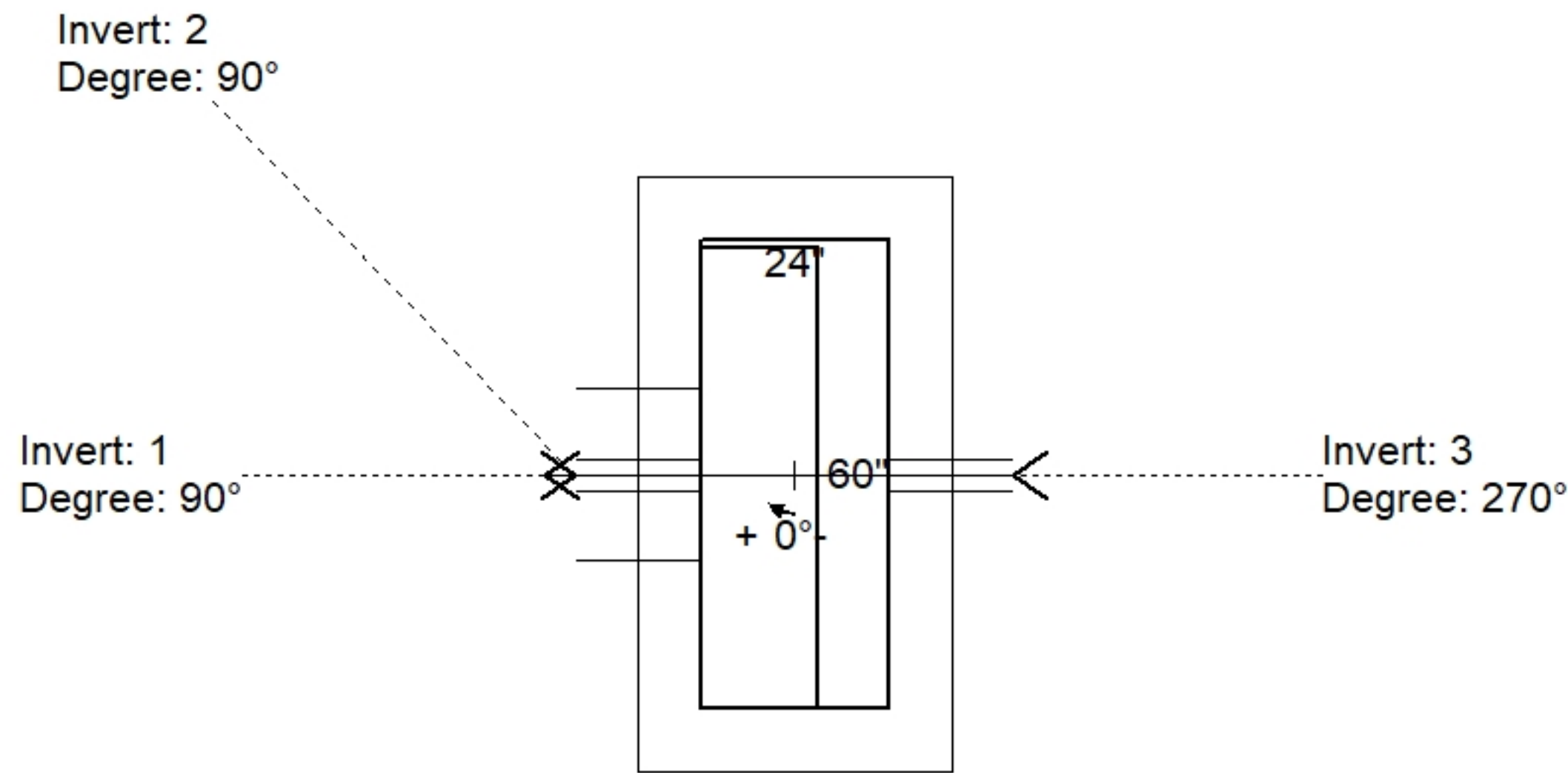
Floor (Bot): 549.263'
 Overall Height: 7.167'
 Slack: 4.8"

Structure Notes:


- KYTC STATE PROJECT 251007
- REINFORCING: #5 BAR @ 12" C/C E.W. (TYP.)
- CASTING FRAMES & GRATES BY OTHERS.
- CS-102 BUTYL REQUIRED (SUPPLIED BY ICAST).
- KYTC CERTIFICATIONS REQUIRED.

STRUCTURE SUMMARY:

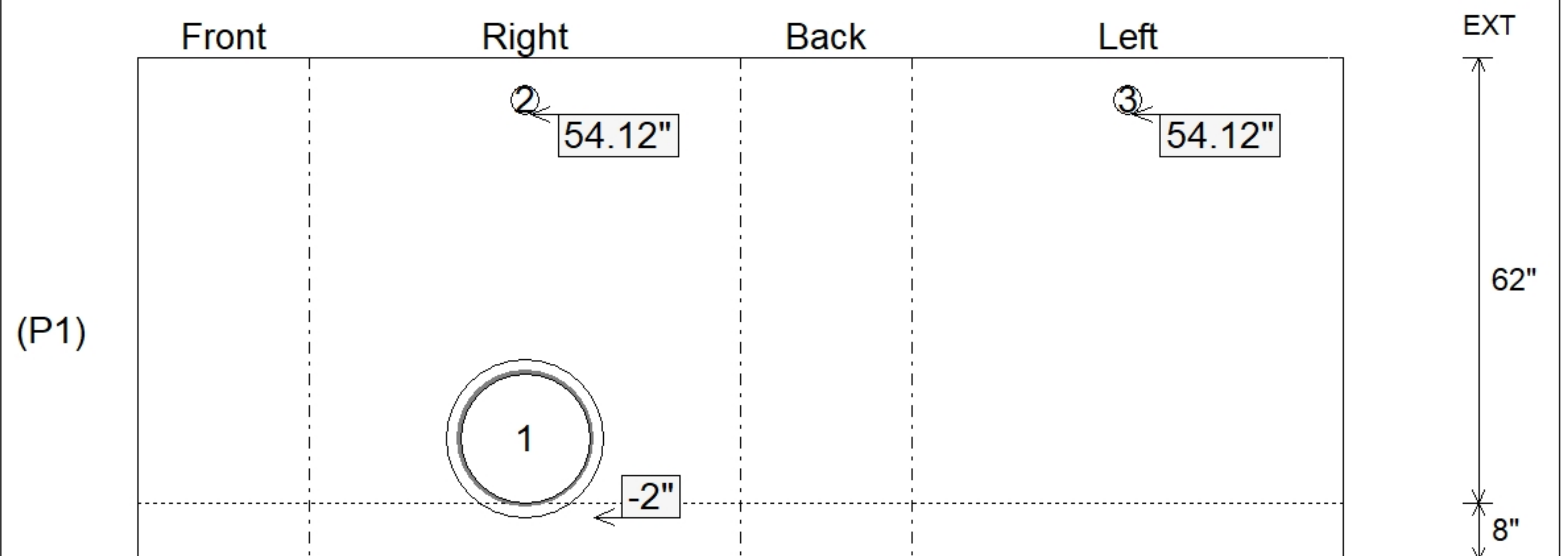
P3) 15" x 59" - P.I.P. - BY OTHERS - 8"	0 lb
P2) 24" x 60" - BX FLAT LID 8inW, w/15"x59" HOLE (KYTC DBI-13S) - 8"	1461 lb
P1) 24" x 60" - BOX BASE 8inW, 8inF, Variable Ht - 62"	10093 lb
1) 24" x 60" - Conseal CS-102 1.00"	0 lb
1) Hole - 22	0 lb
2) Hole - 4	0 lb
Structure Total:	11554 lb



Position	Elev	Angle	Pipe	Pipe OD	Hole	Connector	Up (")	Ref
Rim	556.83'							
Reducer								
Invert 1	549.93'	90°	18" CMP	19"	22"	Hole 22	-2"	P1
Invert 2	554.44'	90°	4" WEEP HOLE	4"	4"	Hole 4	54.12"	P1
Invert 3	554.44'	270°	4" WEEP HOLE	4"	4"	Hole 4	54.12"	P1
Invert 4								
Invert 5								
Invert 6								
Invert 7								
Invert 8								



Default - Interior Dimensions



Submittal Drawing
 12/17/2025 9:35:04 AM

SUBMITTAL
 APPROVED BY: