

Job Name: 25-1684P2 KYTC Jefferson Co. Call 200 (251007)
Job Location: I-264 Louisville, Ky.
Contractor: Cleary Construction, Inc.

PC: J. Jarvis
 TECH: N. Richards
 Plant: Beaver Dam, Ky.



Structure ID: 5137+49 RT JB-A
 Spec: KYTC
 Type: Junction Box
 Size: 24" x 24"

Rim: 556'
 Invert: 553.24'
 Rim to Invert: 2.76'

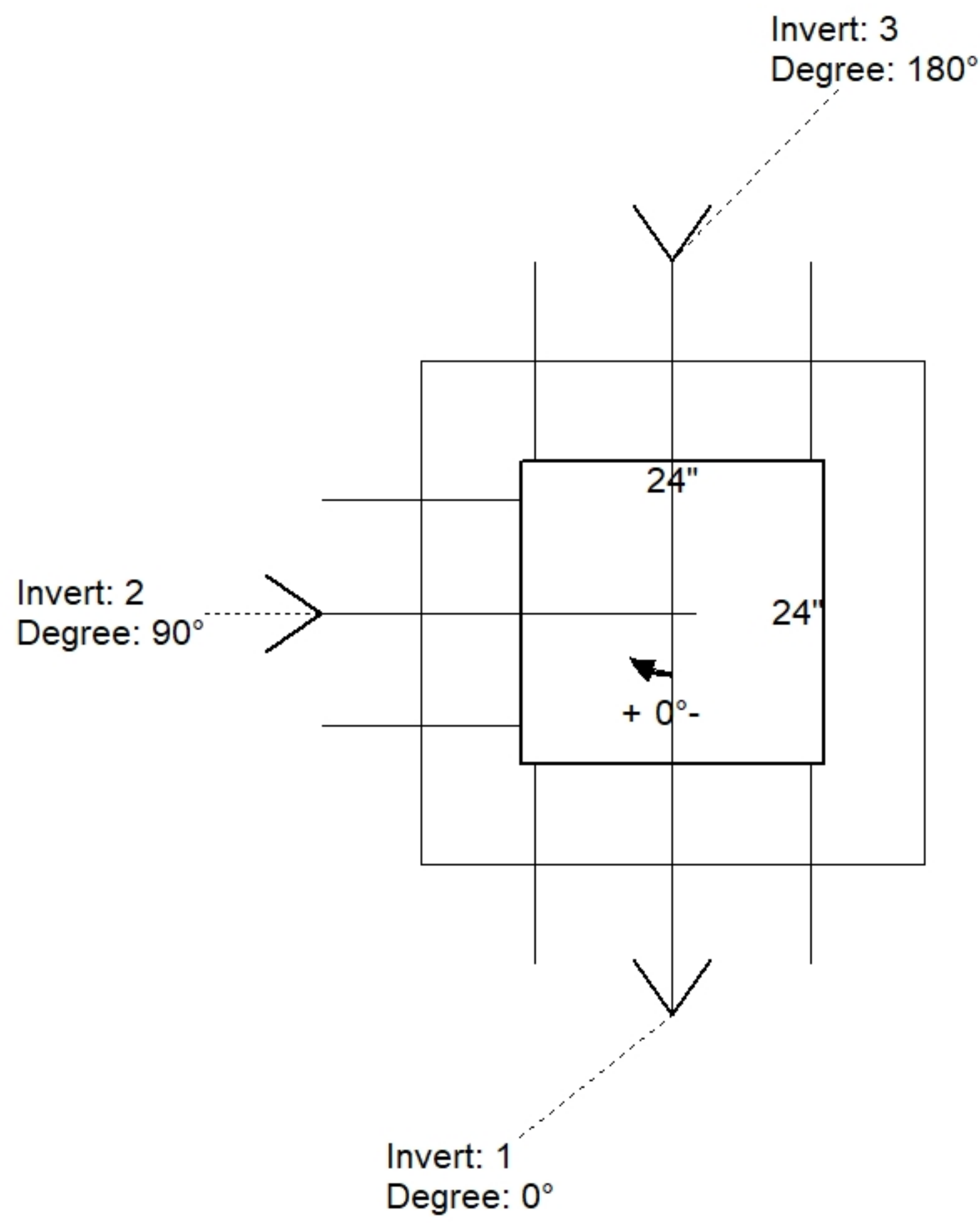
Sump: 0"
 Floor (Top): 553.24'
 Floor Height: 8"

Floor (Bot): 552.573'
 Overall Height: 3.333'
 Slack: 1.12"

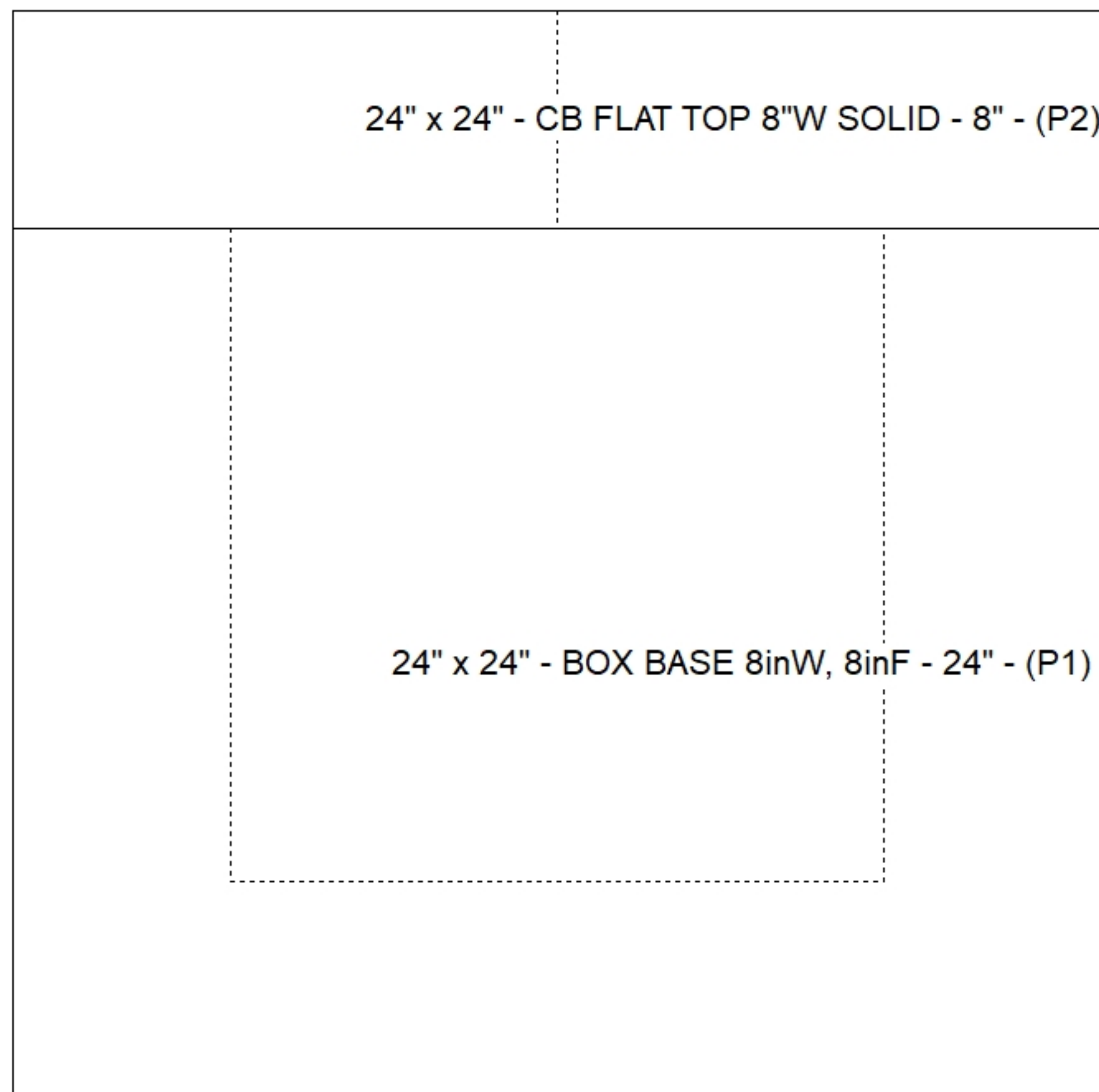
Structure Notes:
 -KYTC STATE PROJECT 251007
 -REINFORCING: #5 BAR @ 12" C/C E.W. (TYP.)
 -CS-102 BUTYL REQUIRED (SUPPLIED BY ICAST).
 -KYTC CERTIFICATIONS REQUIRED.

STRUCTURE SUMMARY:

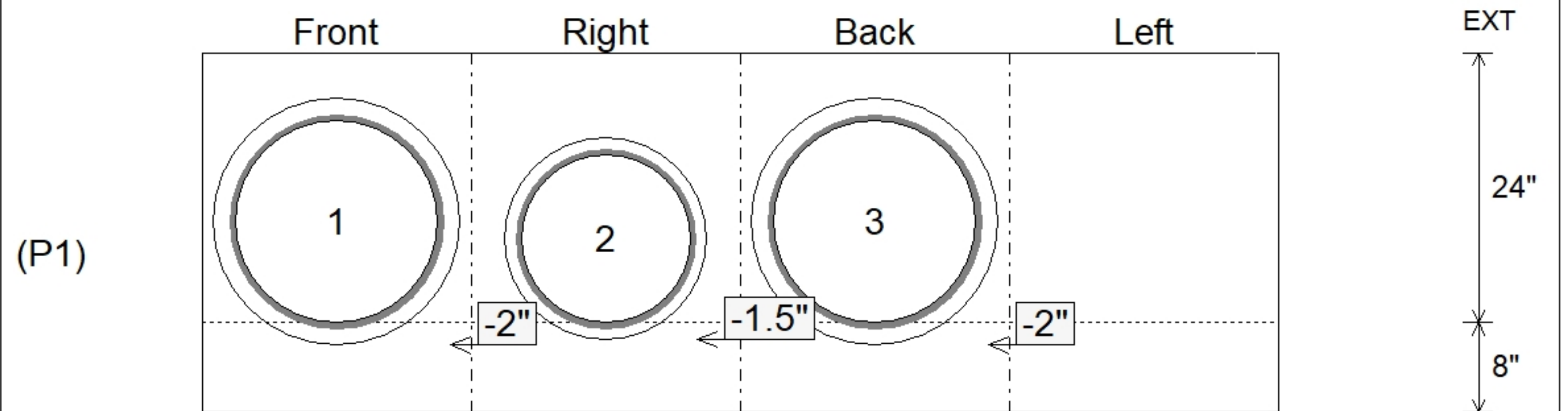
| | |
|--|----------------|
| P2) 24" x 24" - CB FLAT TOP 8"W SOLID - 8" | 1074 lb |
| P1) 24" x 24" - BOX BASE 8inW, 8inF - 24" | 2455 lb |
| 1) 24" x 24" - Conseal CS-102 1.00" | 0 lb |
| 2) Hole - 22 | 0 lb |
| 1) Hole - 18 | 0 lb |
| Structure Total: | 3529 lb |



| Position | Elev | Angle | Pipe | Pipe OD | Hole | Connector | Up (L) | Ref |
|----------|---------|-------|---------|---------|------|-----------|--------|-----|
| Rim | 556' | | | | | | | |
| Reducer | | | | | | | | |
| Invert 1 | 553.24' | 0° | 18" CMP | 19" | 22" | Hole 22 | -2" | P1 |
| Invert 2 | 553.24' | 90° | 15" CMP | 16" | 18" | Hole 18 | -1.5" | P1 |
| Invert 3 | 553.24' | 180° | 18" CMP | 19" | 22" | Hole 22 | -2" | P1 |
| Invert 4 | | | | | | | | |
| Invert 5 | | | | | | | | |
| Invert 6 | | | | | | | | |
| Invert 7 | | | | | | | | |
| Invert 8 | | | | | | | | |



Default - Interior Dimensions



Submittal Drawing
 12/17/2025 9:35:07 AM

SUBMITTAL
 APPROVED BY: