

**Job Name: 25-1684 P3 KYTC Jefferson Co. Call 200 (251007)**  
**Job Location: I-264 Louisville, Ky.**  
**Contractor: Cleary Construction, Inc.**

PC: J. Jarvis  
 TECH: J. Coppage  
 Plant: Beaver Dam, Ky.



Structure ID: 5127+55 JB-A  
 Spec: KYTC  
 Type: Junction Box  
 Size: 24" x 36"

Rim: 558.42'  
 Invert: 554.75'  
 Rim to Invert: 3.67'

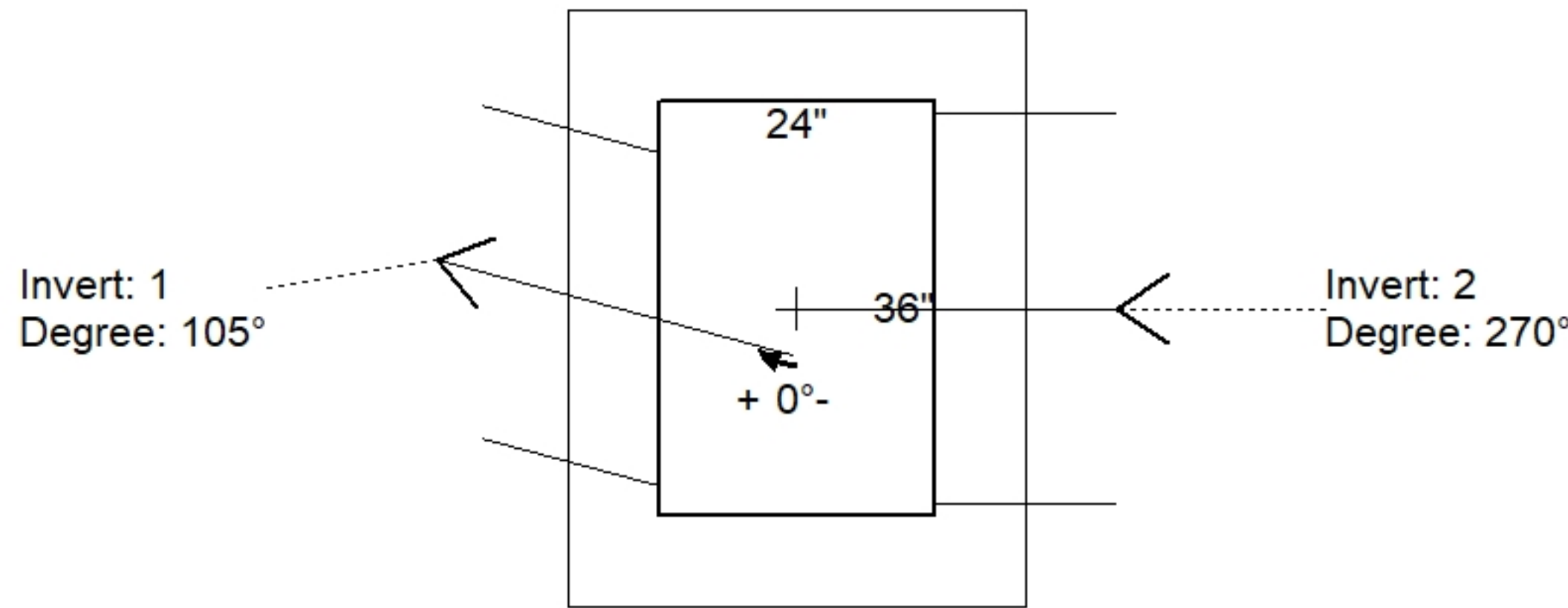
Sump: 0"  
 Floor (Top): 554.75'  
 Floor Height: 8"

Floor (Bot): 554.083'  
 Overall Height: 4.333'  
 Slack: 0.04"


**Structure Notes:**  
 -KYTC STATE PROJECT 251007  
 -REINFORCING: #5 BAR @ 12" C/C E.W. (TYP.)  
 -CS-102 BUTYL REQUIRED (SUPPLIED BY ICAST).  
 -KYTC CERTIFICATIONS REQUIRED.

**STRUCTURE SUMMARY:**

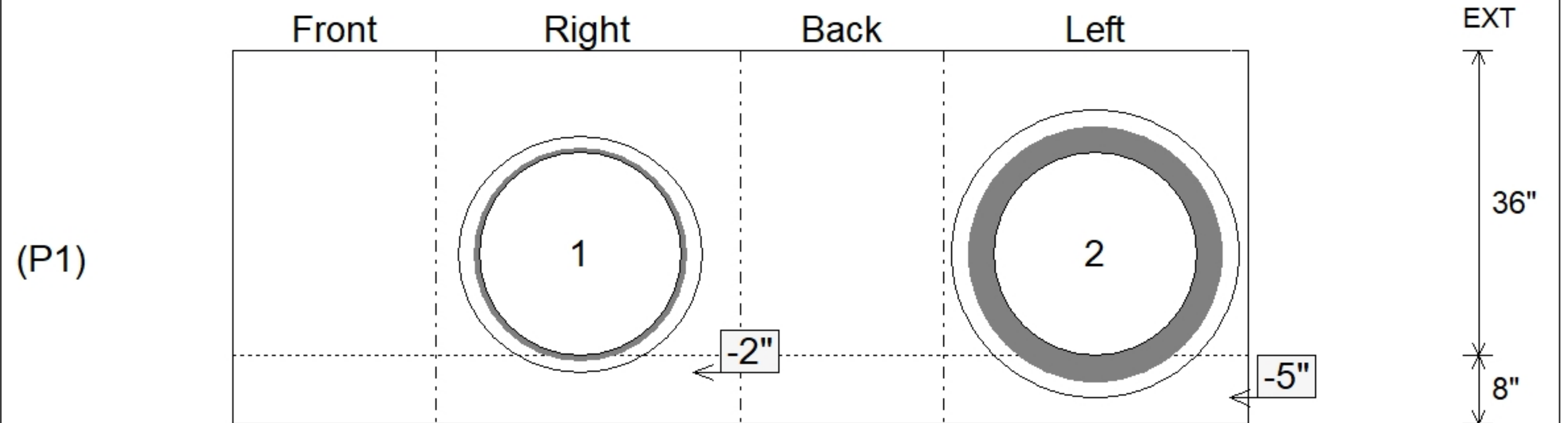
P2) 24" x 36" - BX FLAT LID 8inW SOLID - 8"	1396 lb
P1) 24" x 36" - BOX BASE 8inW, 8inF - 36"	4032 lb
1) 24" x 36" - Conseal CS-102 1.00"	0 lb
1) Hole - 28	0 lb
1) Hole - 34	0 lb
<b>Structure Total:</b>	<b>5429 lb</b>



Position	Elev	Angle	Pipe	Pipe OD	Hole	Connector	Up (L)	Ref
Rim	558.42'							
Reducer								
Invert 1	554.75'	105°	24" CMP	25"	28"	Hole 28	-2"	P1
Invert 2	554.75'	270°	24" RCP B WALL	30"	34"	Hole 34	-5"	P1
Invert 3								
Invert 4								
Invert 5								
Invert 6								
Invert 7								
Invert 8								



**Default - Interior Dimensions**



Submittal Drawing  
 2/6/2026 10:13:37 AM

SUBMITTAL  
 APPROVED BY: