

Job Name: 25-1684 KYTC Jefferson Co. Call 200 (251007)
Job Location: I-264 Louisville, Ky.
Contractor: Cleary Construction, Inc.

PC: J. Jarvis
 TECH: N. Richards
 Plant: Beaver Dam, Ky.



Structure ID: **5086+13 MBI B2**
 Spec: KYTC
 Type: MBI TYPE 9
 Size: 24" x 36"

Rim: 582.66'
 Invert: 577.66'
 Rim to Invert: 5'

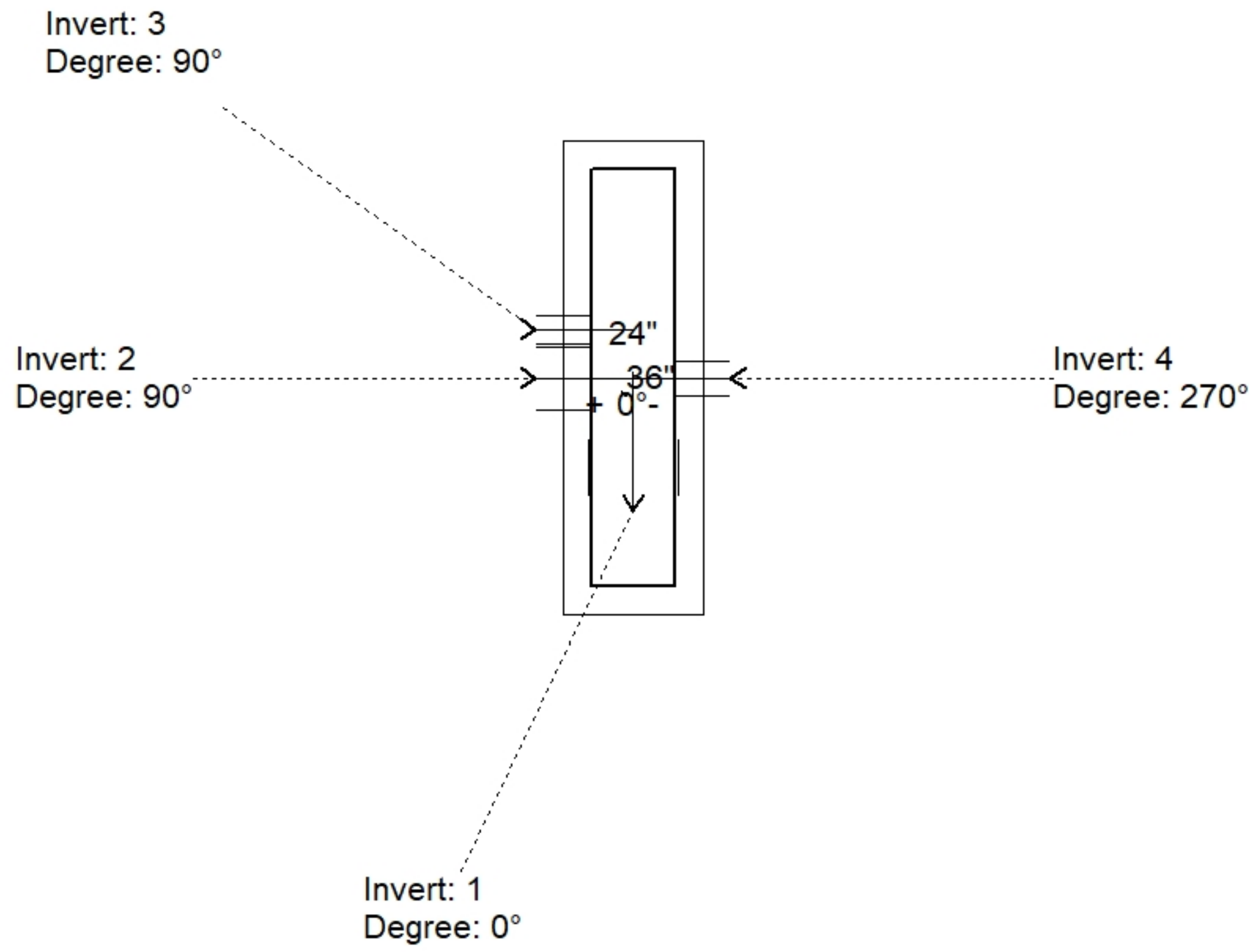
Sump: 0"
 Floor (Top): 577.66'
 Floor Height: 8"

Floor (Bot): 576.993'
 Overall Height: 5.333'
 Slack: 4"


Structure Notes:
 -KYTC STATE PROJECT 251007
 -REINFORCING: #5 BAR @ 12" C/C E.W. (TYP.)
 -CASTING FRAMES & GRATES BY OTHERS.
 -CS-102 BUTYL REQUIRED (SUPPLIED BY ICAST).
 -KYTC CERTIFICATIONS REQUIRED.

STRUCTURE SUMMARY:

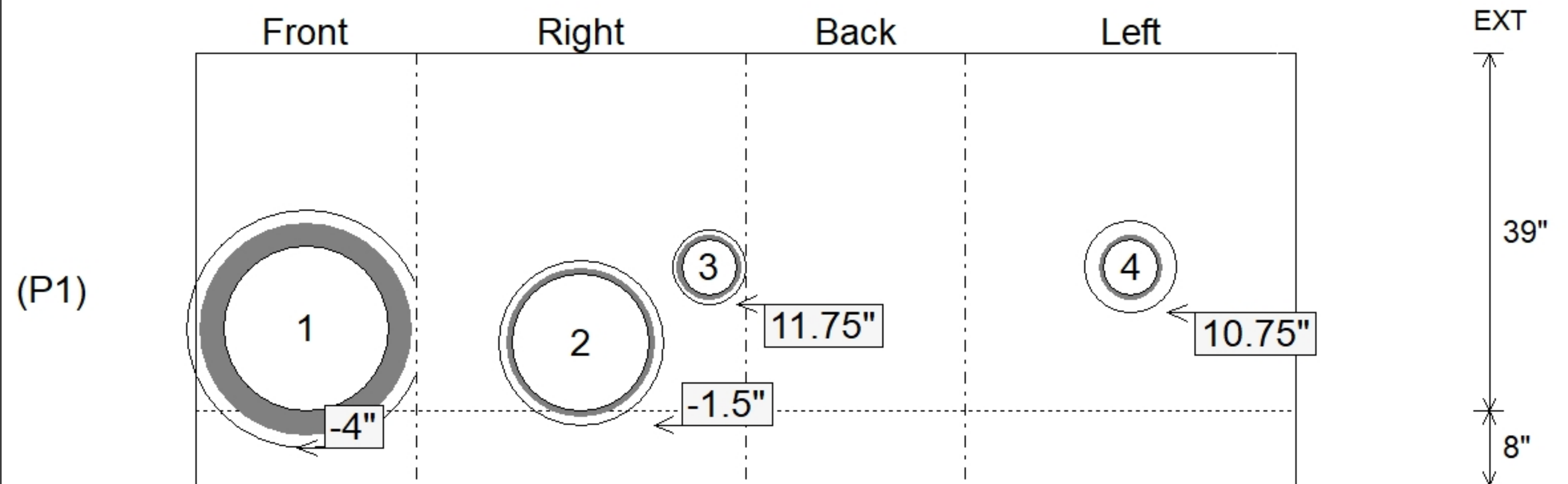
P2) 24" x 120" - CB MED BAR BOX INLET 9B2 RH F/F - 17"	4000 lb
P1) 24" x 36" - BOX BASE 8inW, 8inF, Variable Ht F/n - 39"	4860 lb
1) 24" x 36" - Conseal CS-102 1.00"	0 lb
1) Hole - 26	0 lb
1) Hole - 18	0 lb
1) Hole - 8	0 lb
1) Hole - 10	0 lb
Structure Total:	8860 lb



Position	Elev	Angle	Pipe	Pipe OD	Hole	Connector	Up (")	Ref
Rim	582.66'							
Reducer								
Invert 1	577.66'	0°	18" RCP B WALL	23"	26"	Hole 26	-4"	P1
Invert 2	577.66'	90°	15" CMP	16"	18"	Hole 18	-1.5"	P1
Invert 3	578.72'	90°	6" HDPE	6.9"	8"	Hole 8	11.75"	P1
Invert 4	578.72'	270°	6" HDPE	6.9"	10"	Hole 10	10.75"	P1
Invert 5								
Invert 6								
Invert 7								
Invert 8								



Cast (Int. Dim.) - Interior Dimensions



Submittal Drawing
 11/24/2025 2:09:00 PM

SUBMITTAL
 APPROVED BY: