

Job Name: 25-1675 - Campbellsville Middle School Ph 2
 Job Location: Campbellsville, KY 72718
 Contractor: Rising Sun Development Company

Plant: Beaver Dam, KY
 4/23/2026 3:19:41 PM

Tech: J. Coppage
 PC: J. Jarvis



Structure ID: 2

P1 BX2436-08BVF

BOX BASE 8inW, 8inF, Variable Ht F/n

- P2) 24" x 36" - CASTING HEIGHT - 4"
- P1) 24" x 36" - BOX BASE 8inW, 8inF, Variable Ht F/n - 42"
- 1) CASTING - HOE 518 F/G
- 1) 24" x 36" - Conseal CS-102 1.00"
- 2) Hole - 30
- 1) Hole - 16

0 lb
 4598 lb
 354 lb
 0 lb
 0 lb
 0 lb

 Structure Total: 4952 lb

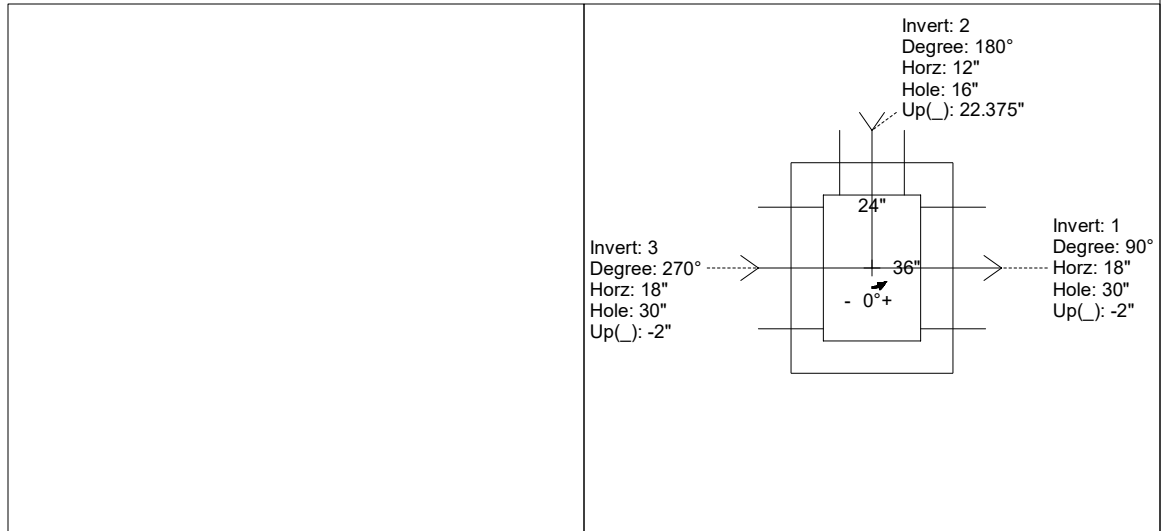
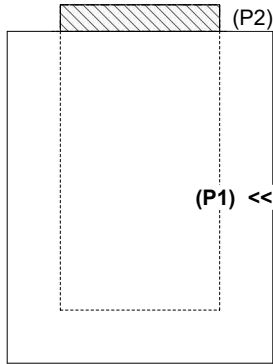
- Structure Notes:
1. PER ASTM C-913 SPECIFICATIONS
 2. CONCRETE: 4,500 PSI AT 28 DAYS
 3. REINFORCEMENT: #5 BAR @ 12" C.C. E.W. (GRADE 60) - 2" MIN. REBAR CLEARANCE (TYP)
 4. NO STORM INVERT
 5. NO STEPS
 6. HOE-518 FRAME & GRATE SUPPLIED BY ICAST

Rim: 814.52' Rim to Invert: 3.91' Slack: 0.92" Sump: 0" Step Position:

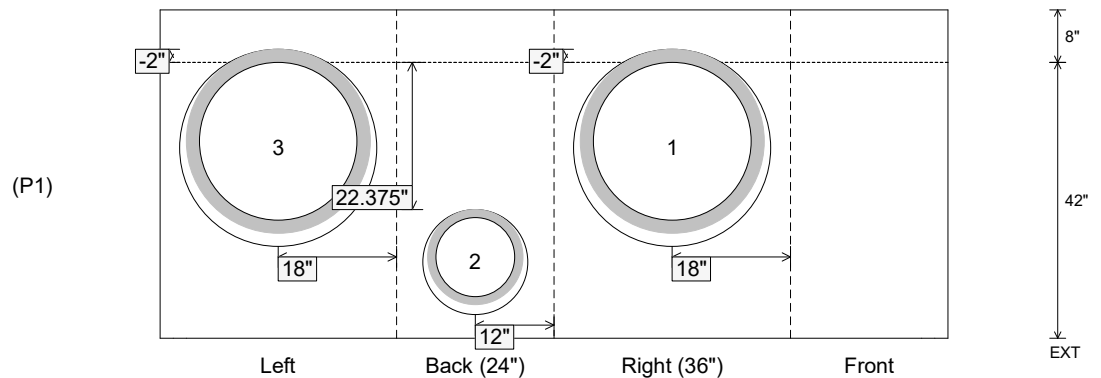
Position	Elev	Angle	Ext. (cw)	Pipe	Pipe OD	Connector	Hole	Horz Size	Up (↓)	Offset
Invert 1	810.61'	90°	26"	24" ADS N-12	28"	Hole 30	30"	30"	-2"	0"
Invert 2	812.58'	180°	20"	12" ADS N-12	14.5"	Hole 16	16"	16"	22.375"	0"
Invert 3	810.61'	270°	26"	24" ADS N-12	28"	Hole 30	30"	30"	-2"	0"
Invert 4										
Invert 5										
Invert 6										
Invert 7										
Invert 8										

RIGHT-SIDE UP VIEW (int. dimensions)

UPSIDE-DOWN VIEW (int. dimensions)



INSIDE WALL DIMENSIONS



Coating (Int):
 Coating (Ext):

Seam Up: Flat
 Seam Dn: n/a

Wall Thickness: 8"
 Floor Height: 8"

Height (Int): 42"
 Height (Ext): 50"

Weight (Net): 4598 lb
 Volume (Net): 1.17cu.yd