

**Job Name: 25-1670 Closplint Cluster Sewer System**  
**Job Location: Baxter, KY**  
**Contractor: Highland Services**

PC: T. Ryan  
 TECH: J. Coppage  
 Plant: Beaver Dam



Structure ID: **7000 GAL SEPTIC TANK**  
 Spec: Storm-Pipe Centered  
 Type: BX 6inW, 6inF  
 Size: 108" x 192"

Rim: 1538.61'  
 Invert: 1536.44'  
 Rim to Invert: 2.17'

Sump: 78"  
 Floor (Top): 1529.94'  
 Floor Height: 6"

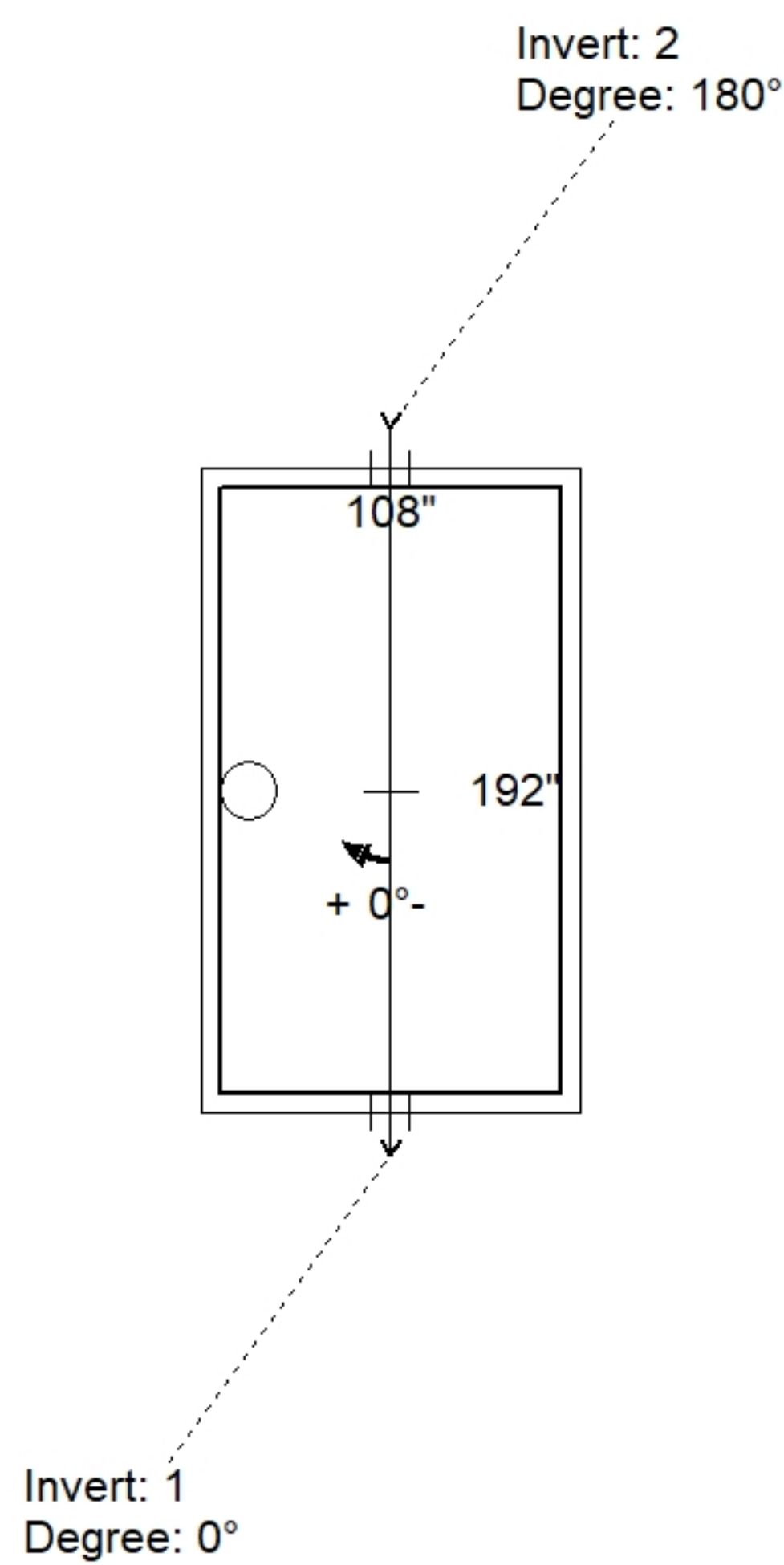
Floor (Bot): 1529.44'  
 Overall Height: 9.167'  
 Slack: 0.04"

**Structure Notes:**

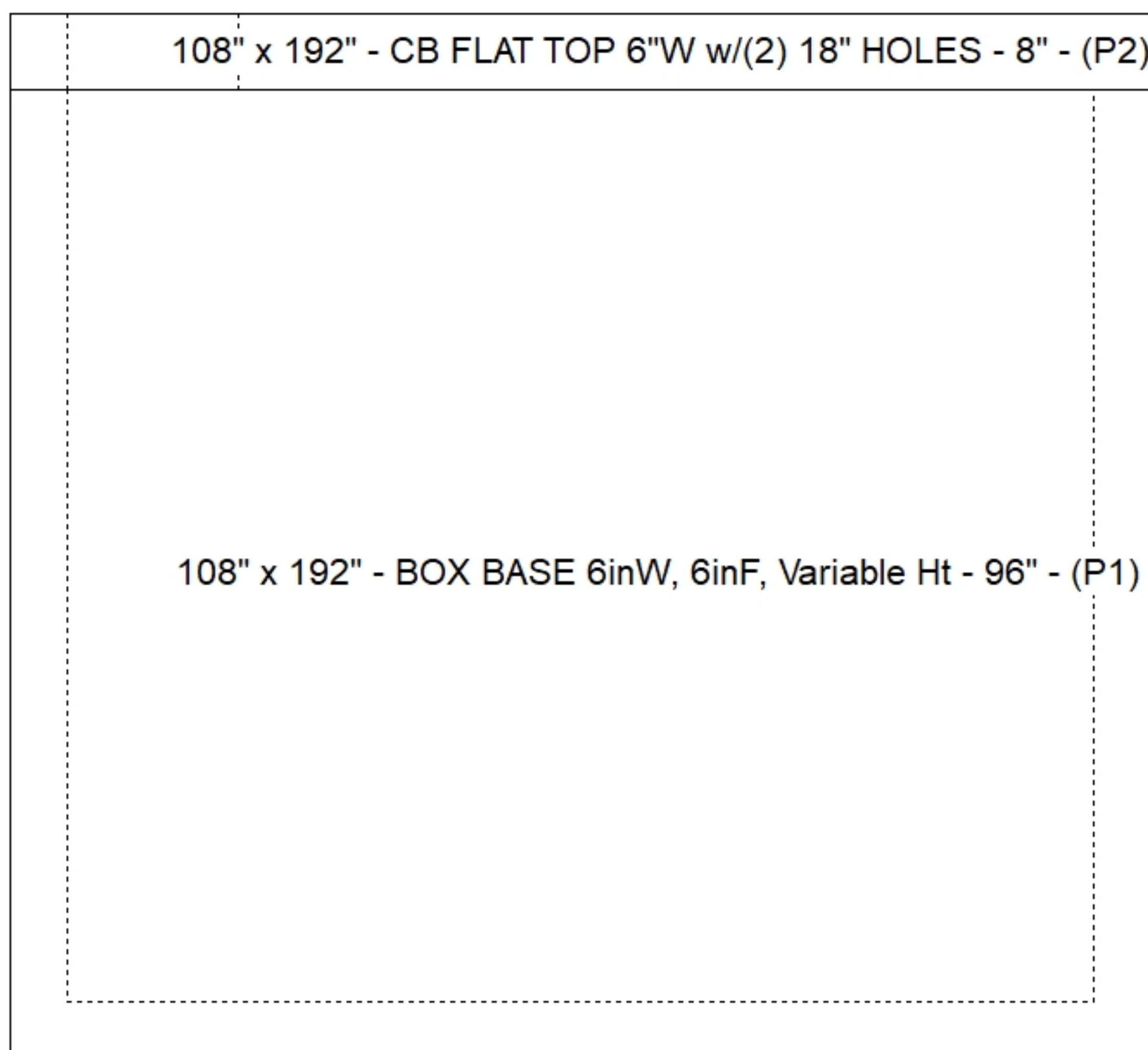
1. (CASTINGS PROVIDED BY OTHERS)
  2. PER ASTM C913 SPECIFICATIONS.
  3. CONCRETE = 4,500 PSI AT 28 DAYS.
  4. REINFORCING PER ASTM A615 (GRADE 60).
- TOP SLAB:  
 (As .62) #5 BARS AT 6" C.C.E.W.
- RISER/WALLS:  
 HORIZONTALS (As .68) #6 BARS AT 6" C.C.  
 VERTICALS (As .14) #4 BARS AT 12" C.C.
- FLOOR  
 LONG BAR (As .48) #5 BARS AT 8" C.C.  
 SHORT BAR (As .36) #5 BARS AT 10" C.C.

**STRUCTURE SUMMARY:**

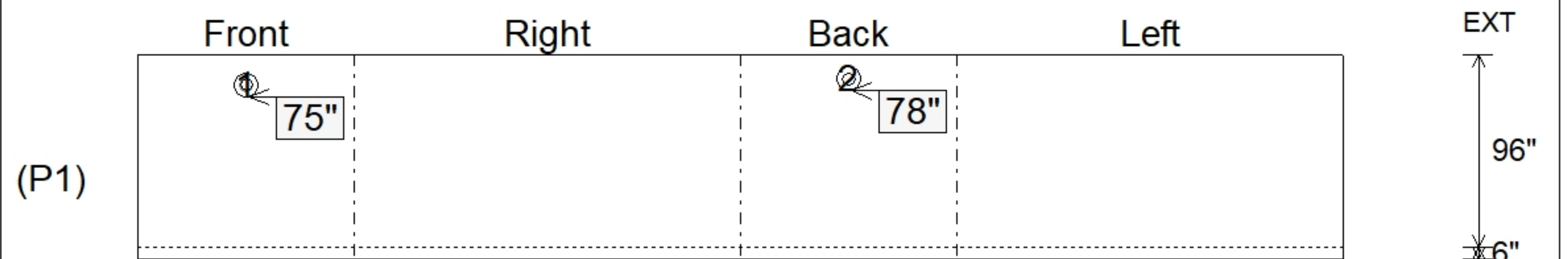
P2) 108" x 192" - CB FLAT TOP 6"W w/(2) 18" HOLES - 8"	16091 lb
P1) 108" x 192" - BOX BASE 6inW, 6inF, Variable Ht - 96"	42371 lb
1) JOINT WRAP - 0.065"x6"x50' CONSEAL CS212	0 lb
1) JOINT WRAP PRIMER - CONSEAL CS-75 (1 gal.)	0 lb
1) SECONDARY POUR	0 lb
1) ASSEMBLY REQUIRED	0 lb
2) PSX - 12-06 NYLO	16 lb
<b>Structure Total:</b>	<b>58478 lb</b>



Position	Elev	Angle	Pipe	Pipe OD	Hole	Connector	Up (")	Ref
Rim	1538.61'							
Reducer								
Invert 1	1536.44'	0°	6" PVC SDR35	6.25"	12"	PSX 12-06 NYLO	75"	P1
Invert 2	1536.69'	180°	6" PVC SDR35	6.25"	12"	PSX 12-06 NYLO	78"	P1
Invert 3								
Invert 4								
Invert 5								
Invert 6								
Invert 7								
Invert 8								



**Default - Interior Dimensions**



Submittal Drawing  
 11/18/2025 8:57:14 AM

SUBMITTAL  
 APPROVED BY: