

Job Name: 25-1664 Springfield WWTP
 Job Location: Springfield, TN
 Contractor: Smith Contractors, Inc.

Plant: Beaver Dam
 12/1/2025 12:36:14 PM

Tech: J. Coppage
 PC: C. Goff



Structure ID: STMWTR MH 3 - 7+19.57

P1 MH048BA36

MH BASE

- P3) 24" - CASTING HEIGHT - 6"
- P2) 48" - ECC CONE w/ 24" HOLE NO STEP - 30"
- P1) 48" - MH BASE - 36"
- 1) CASTING - JBS 1155 F/C STORM
- 1) 48" - Conseal CS-102 1.00"
- 2) Hole - 26"

0 lb
 2050 lb
 3379 lb
 250 lb
 0 lb
 0 lb

 Structure Total: 5679 lb

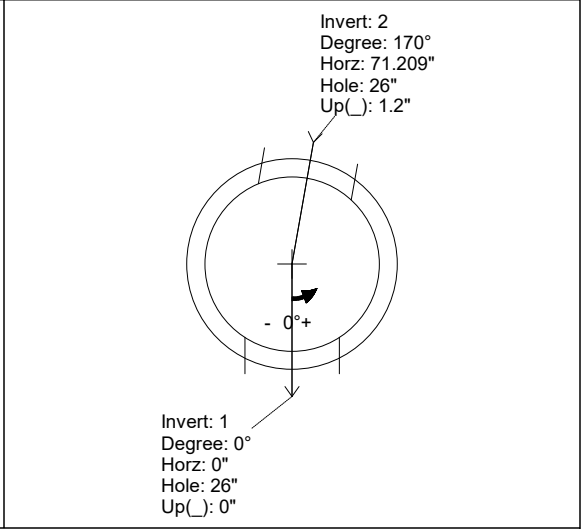
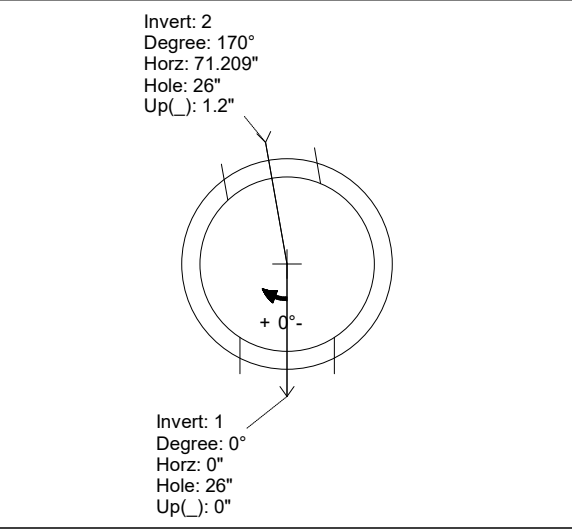
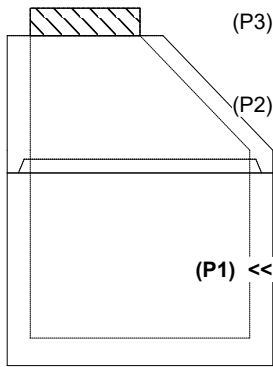
- Structure Notes:**
1. JBS-1155 STORM BY ICAST.
 2. PER ASTM C478 SPECIFICATIONS.
 3. CONCRETE = 4,000 PSI AT 28 DAYS.
 4. REINFORCING PER ASTM A615 (GRADE 60).
 - TOP SLAB (As .62) #5 BARS AT 6" C.C.E.W..
 - RISER/WALLS (As .12)
 - FLOOR (As .31) #5 BARS AT 12" C.C.E.W.
 5. ****NO STEPS****

Rim: 517.02' Rim to Invert: 6.02' Slack: 2.74" Sump: 2.5" Step Position:

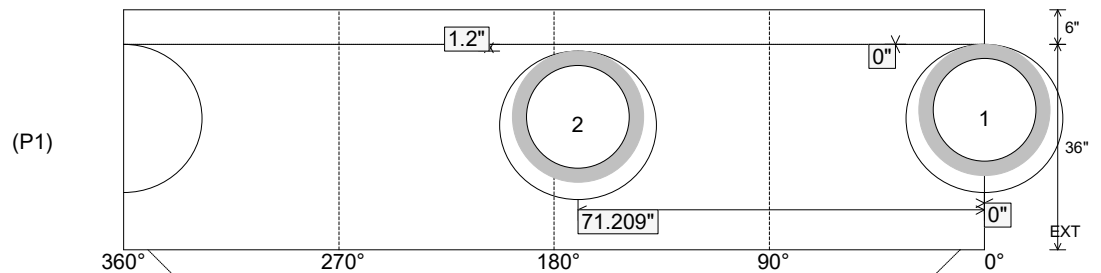
Position	Elev	Angle	Ext. (cw)	Pipe	Pipe OD	Connector	Hole	Horz Size	Up ()	Offset
Invert 1	511'	0°	0"	18" RCP B WALL	23"	Hole 26	26"	27.476"	0"	0"
Invert 2	511.1'	170°	86.045"	18" RCP B WALL	23"	Hole 26	26"	27.476"	1.2"	0"
Invert 3										
Invert 4										
Invert 5										
Invert 6										
Invert 7										
Invert 8										

RIGHT-SIDE UP VIEW (int. dimensions)

UPSIDE-DOWN VIEW (int. dimensions)



INSIDE WALL DIMENSIONS



Coating (Int):
 Coating (Ext):

Seam Up: Tongue
 Seam Dn: n/a

Wall Thickness: 5"
 Floor Height: 6"

Height (Int): 36"
 Height (Ext): 42"

Weight (Net): 3379 lb
 Volume (Net): 0.86cu.yd