

Job Name: 25-1664 Springfield WWTP
 Job Location: Springfield, TN
 Contractor: Smith Contractors, Inc.

Plant: Beaver Dam

Tech: J. Coppage

2/2/2026 12:06:52 PM

PC: C. Goff



Structure ID: CC SSMH-2 1+47.62

P3 MH048RS72X

MH RISER w/YYPEX

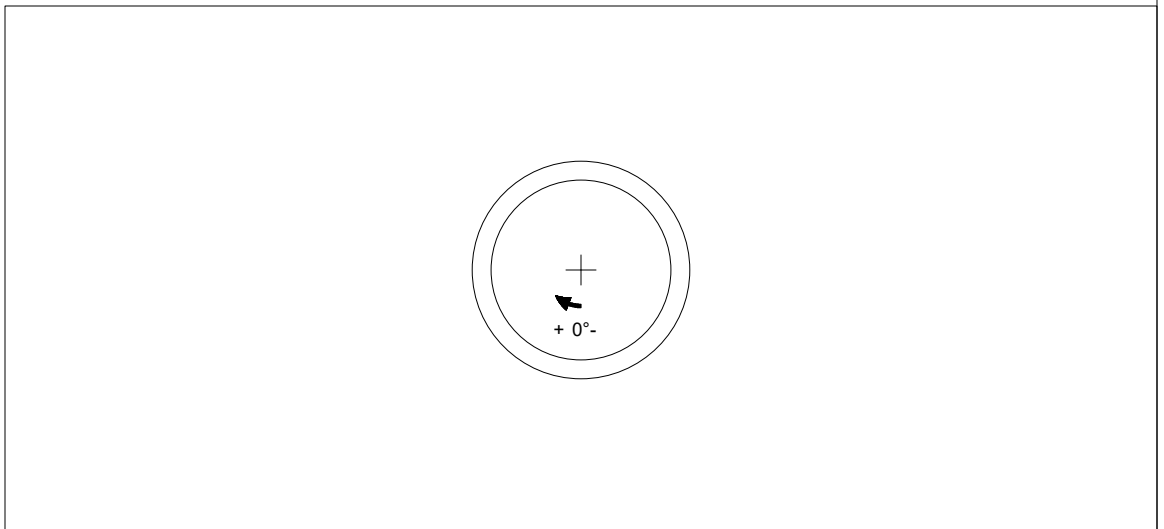
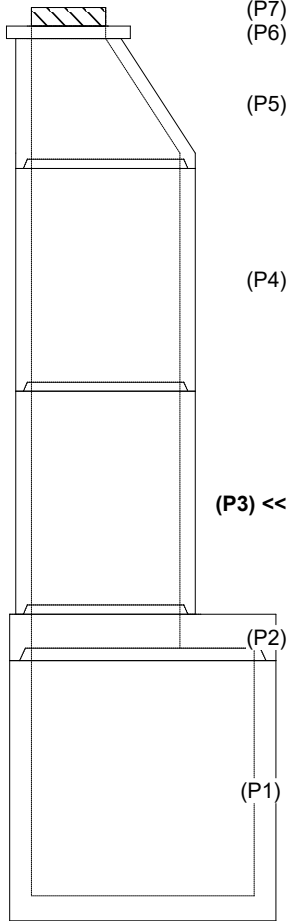
P7)	24" - CASTING HEIGHT - 6"	0 lb
P6)	24" - XYPEX GRADE RING - 4"	270 lb
P5)	48" - ECC XYPEX CONE w/ 24" HOLE - 42"	3116 lb
P4)	48" - MH RISER w/XYPEX - 72"	5030 lb
P3)	48" - MH RISER w/XYPEX - 72"	5030 lb
P2)	72" - XYPEX MH FT REDUCER 48" HOLE - 15"	3864 lb
P1)	72" - MH BASE Custom Ht, w/XYPEX - 76"	13736 lb
1)	JOINT WRAP - 0.065"x6"x50' CONSEAL CS212	0 lb
1)	JOINT WRAP PRIMER - CONSEAL CS-75 (1 gal.)	0 lb
1)	72" - MH INVERT CHANNEL w/XYPEX - FULL HEIGHT	5422 lb
1)	72" - Conseal CS-102 1.00" (Double)	0 lb
3)	48" - Conseal CS-102 1.00" (Double)	0 lb
2)	Kor-N-Seal2 - S206-36	13 lb
	452.13 SqFt) MASTERSEAL 610 - Two Coats [EXT]	0 lb
Structure Total:		36481 lb

Structure Notes:
 1. JBS-1155 SANITARY BY ICAST.
 2. PER ASTM C478 SPECIFICATIONS.
 3. CONCRETE = 4,000 PSI AT 28 DAYS.
 4. REINFORCING PER ASTM A615 (GRADE 60).
 - CONE (As .12)
 - TRANS. SLAB - AS SHOWN BY WINFORD PETRONE
 - RISER/WALLS (As .12)
 - FLOOR - AS SHOWN BY WINFORD PETRONE

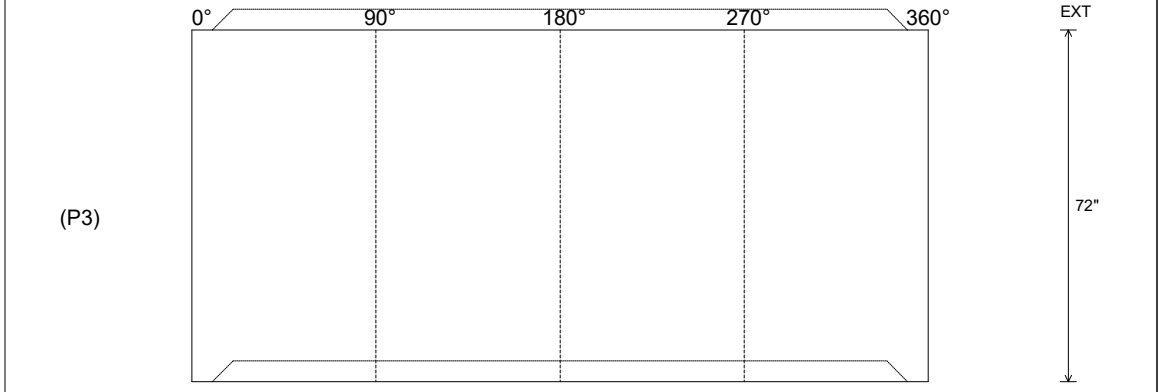
Rim: 516' Rim to Invert: 23.83' Slack: 1.96" Sump: 3" Step Position:

Position	Elev	Angle	Ext. (cw)	Pipe	Pipe OD	Connector	Hole	Horz Size	Up (L)	Offset
Invert 1										
Invert 2										
Invert 3										
Invert 4										
Invert 5										
Invert 6										
Invert 7										
Invert 8										

RIGHT-SIDE UP VIEW (int. dimensions)



INSIDE WALL DIMENSIONS



Coating (Int):
 Coating (Ext): MASTERSEAL 610

Seam Up: Tongue
 Seam Dn: Groove

Wall Thickness: 5"
 Floor Height: 0"

Height (Int): 72"
 Height (Ext): 72"

Weight (Net): 5030 lb
 Volume (Net): 1.28cu.yd