

Job Name: 25-1664 Springfield WWTP
 Job Location: Springfield, TN
 Contractor: Smith Contractors, Inc.

Plant: Beaver Dam

12/1/2025 12:32:20 PM

Tech: J. Coppage

PC: C. Goff



Structure ID: AD-2 0+31.26

P2 BX2436-08R-VH

BOX RISER 8inW, Variable Ht

- P3) 24" x 36" - CASTING HEIGHT - 4"
- P2) 24" x 36" - BOX RISER 8inW, Variable Ht - 49"
- P1) 24" x 36" - BOX BASE 8inW, 8inF - 36"
- 1) CASTING - JBS 4254 F/G
- 2) 24" x 36" - Conseal CS-102 1.00"
- 2) Hole - 26

Structure Total: 9857 lb

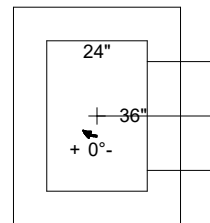
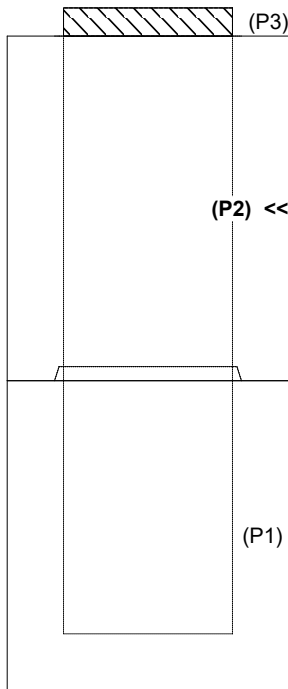
Structure Notes:

1. JBS-4254 PROVIDED BY ICAST.
2. PER ASTM C913 SPECIFICATIONS.
3. CONCRETE = 4,000 PSI AT 28 DAYS.
4. REINFORCING PER ASTM A615 (GRADE 60).
 - WALLS (As .12) #5 BARS AT 12" C.C.E.W.
 - FLOOR (As .12) #5 BARS AT 12" C.C.E.W.
5. PIPE OPENING WILL ACCOMIDATE UP TO A 15 DEGREE SKEW

Rim: 524.75' Rim to Invert: 7.27' Slack: 0.74" Sump: 2.5" Step Position: 180°

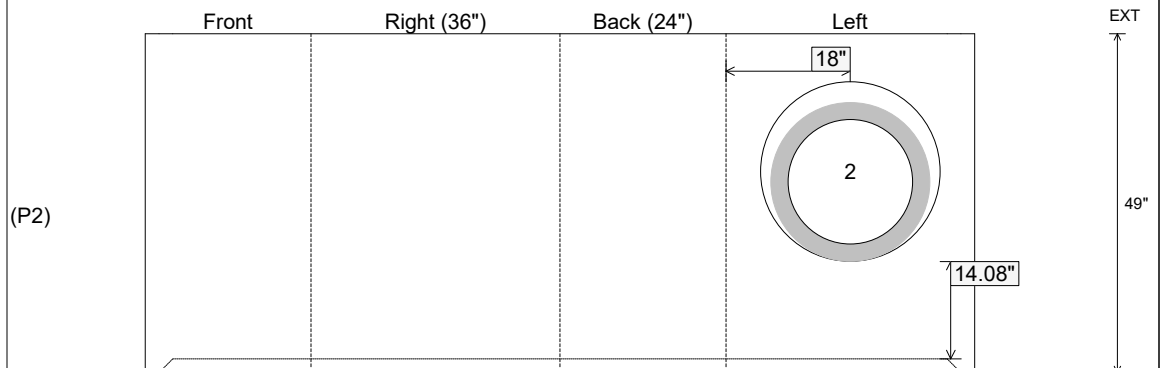
Position	Elev	Angle	Ext. (cw)	Pipe	Pipe OD	Connector	Hole	Horz Size	Up ()	Offset
Invert 1										
Invert 2	521.82'	270°	26"	18" RCP B WALL	23"	Hole 26	26"	26"	14.08"	0"
Invert 3										
Invert 4										
Invert 5										
Invert 6										
Invert 7										
Invert 8										

RIGHT-SIDE UP VIEW (int. dimensions)



Invert: 2
 Degree: 270°
 Horz: 18"
 Hole: 26"
 Up(): 14.08"

INSIDE WALL DIMENSIONS



Coating (Int):
 Coating (Ext):

Seam Up: Flat
 Seam Dn: Groove

Wall Thickness: 8"
 Floor Height: 0"

Height (Int): 49"
 Height (Ext): 49"

Weight (Net): 4643 lb
 Volume (Net): 1.19cu.yd