

Job Name: 25-1664 Springfield WWTP  
 Job Location: Springfield, TN  
 Contractor: Smith Contractors, Inc.

Plant: Beaver Dam

12/1/2025 12:31:47 PM

Tech: J. Coppage

PC: C. Goff



**Structure ID: AD-2 0+31.26**

**P1 BX2436-08BA36**

**BOX BASE 8inW, 8inF**

- P3) 24" x 36" - CASTING HEIGHT - 4"
- P2) 24" x 36" - BOX RISER 8inW, Variable Ht - 49"
- P1) 24" x 36" - BOX BASE 8inW, 8inF - 36"
- 1) CASTING - JBS 4254 F/G
- 2) 24" x 36" - Conseal CS-102 1.00"
- 2) Hole - 26

0 lb  
 4643 lb  
 4713 lb  
 500 lb  
 0 lb  
 0 lb  
 -----  
 Structure Total: 9857 lb

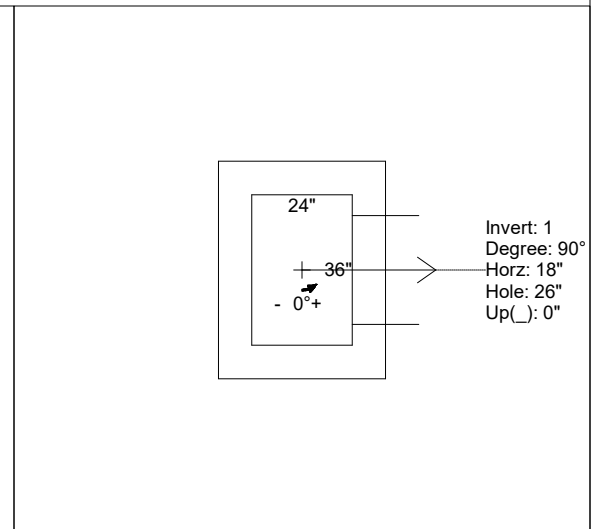
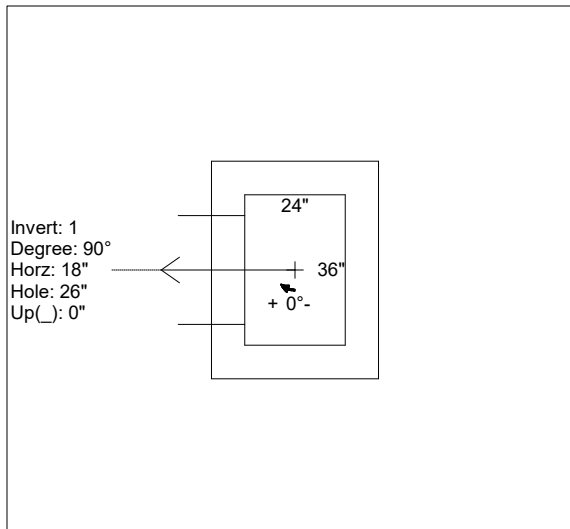
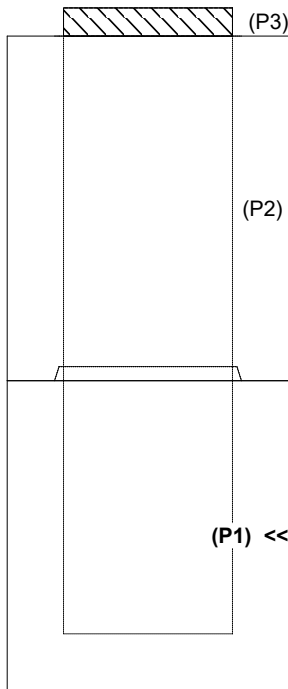
- Structure Notes:**
1. JBS-4254 PROVIDED BY ICAST.
  2. PER ASTM C913 SPECIFICATIONS.
  3. CONCRETE = 4,000 PSI AT 28 DAYS.
  4. REINFORCING PER ASTM A615 (GRADE 60).  
 - WALLS (As .12) #5 BARS AT 12" C.C.E.W.  
 - FLOOR (As .12) #5 BARS AT 12" C.C.E.W.
  5. PIPE OPENING WILL ACCOMIDATE UP TO A 15 DEGREE SKEW

Rim: 524.75' Rim to Invert: 7.27' Slack: 0.74" Sump: 2.5" Step Position: 180°

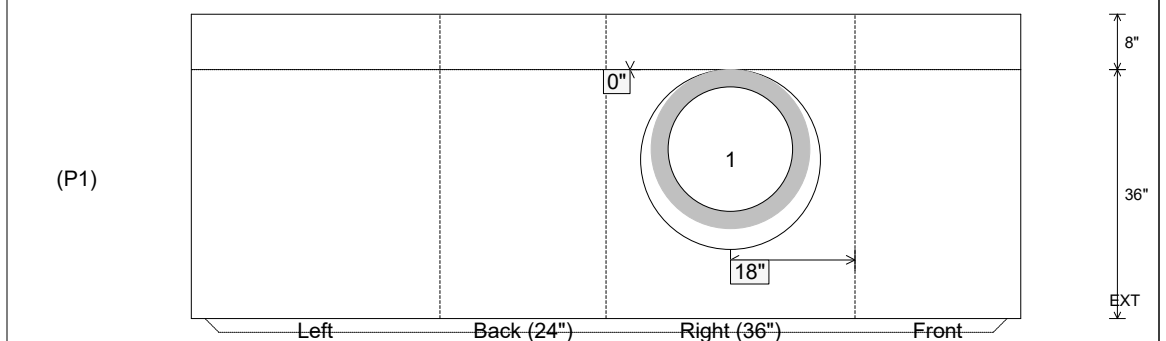
Position	Elev	Angle	Ext. (cw)	Pipe	Pipe OD	Connector	Hole	Horz Size	Up ( )	Offset
Invert 1	517.48'	90°	26"	18" RCP B WALL	23"	Hole 26	26"	26"	0"	0"
Invert 2										
Invert 3										
Invert 4										
Invert 5										
Invert 6										
Invert 7										
Invert 8										

RIGHT-SIDE UP VIEW (int. dimensions)

UPSIDE-DOWN VIEW (int. dimensions)



INSIDE WALL DIMENSIONS



Coating (Int):  
 Coating (Ext):

Seam Up: Tongue  
 Seam Dn: n/a

Wall Thickness: 8"  
 Floor Height: 8"

Height (Int): 36"  
 Height (Ext): 44"

Weight (Net): 4713 lb  
 Volume (Net): 1.2cu.yd