

Job Name: 25-1601B Spring Creek Parkway Phase 2 (Sanitary)
Job Location: Clarksville, TN
Contractor: Byard Construction, LLC

PC: A. Chambers
 TECH: S. Felletter
 Plant: Beaver Dam



Structure ID: B5

Spec: Sanitary
 Type: SAN.MH w/Xypex
 Size: 48"

Rim: 511.95'
 Invert: 502.15'
 Rim to Invert: 9.8'

Sump: 2"
 Floor (Top): 501.983'
 Floor Height: 6"

Floor (Bot): 501.483'
 Overall Height: 10.417'
 Slack: 0.6"

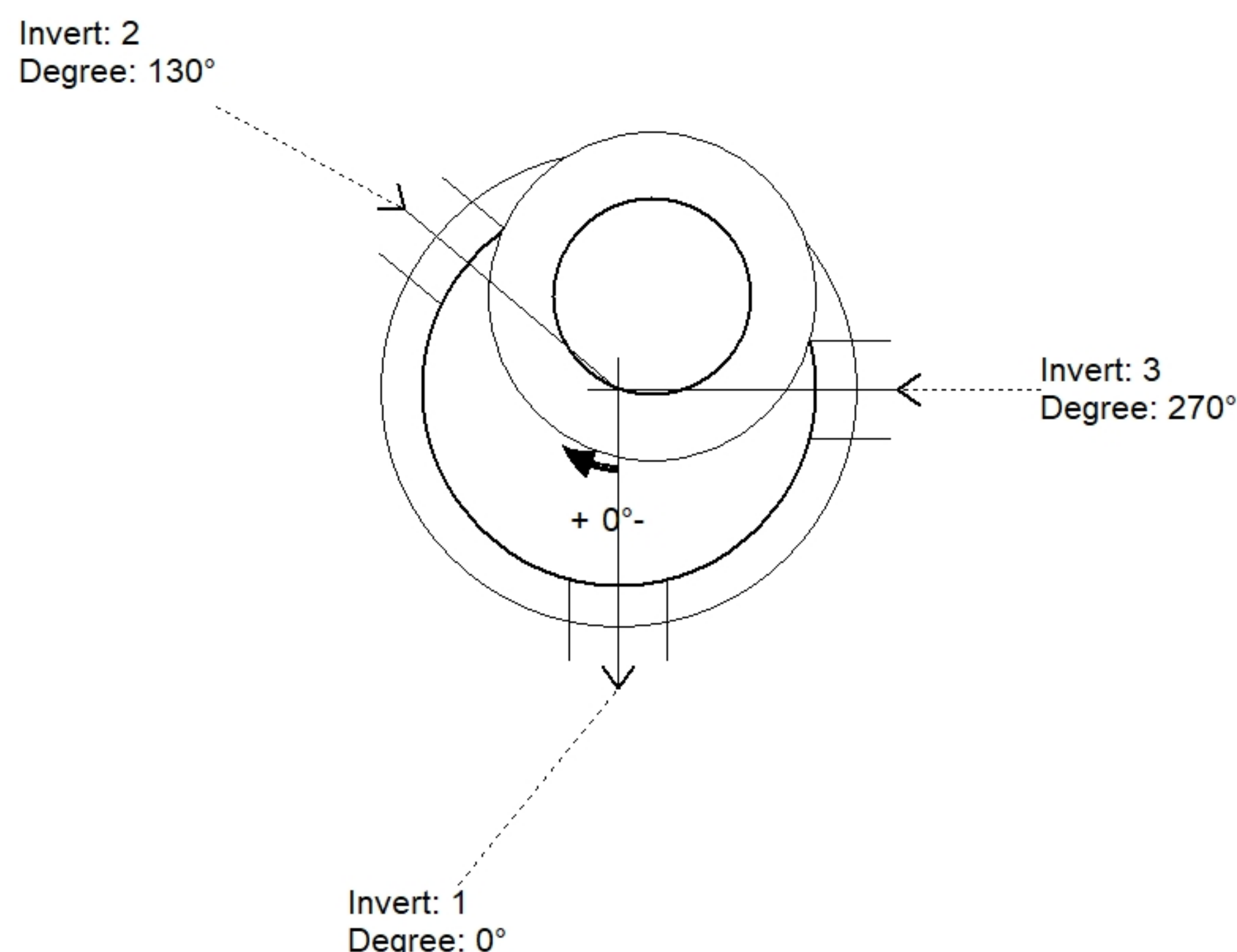
Structure Notes:

1. PER ASTM C478 SPECIFICATIONS.
2. CONCRETE = 4,000 PSI AT 28 DAYS.
3. CASTING BY OTHERS. (JBS-1155 F/C)
4. EXTERIOR STAINLESS STEEL JOINT STRAPS TO BE PROVIDED BY OTHERS.
5. NO STEPS.

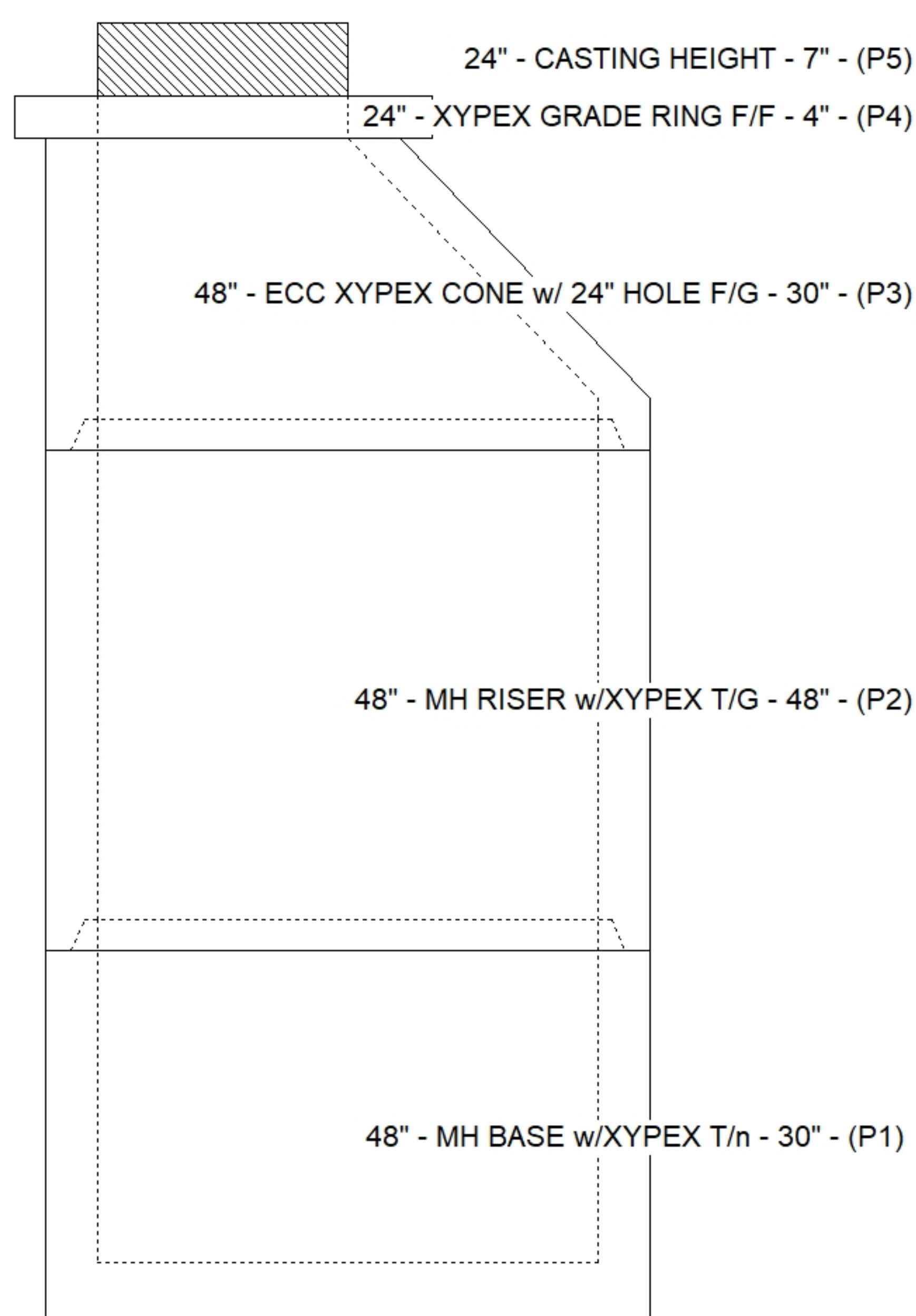
REINFORCING PER ASTM A615 (GRADE 60).
 - CONE (As .12)
 - RISER (As .12)
 - FLOOR (As .31) #5 BARS AT 12" C.C.E.W.

STRUCTURE SUMMARY:

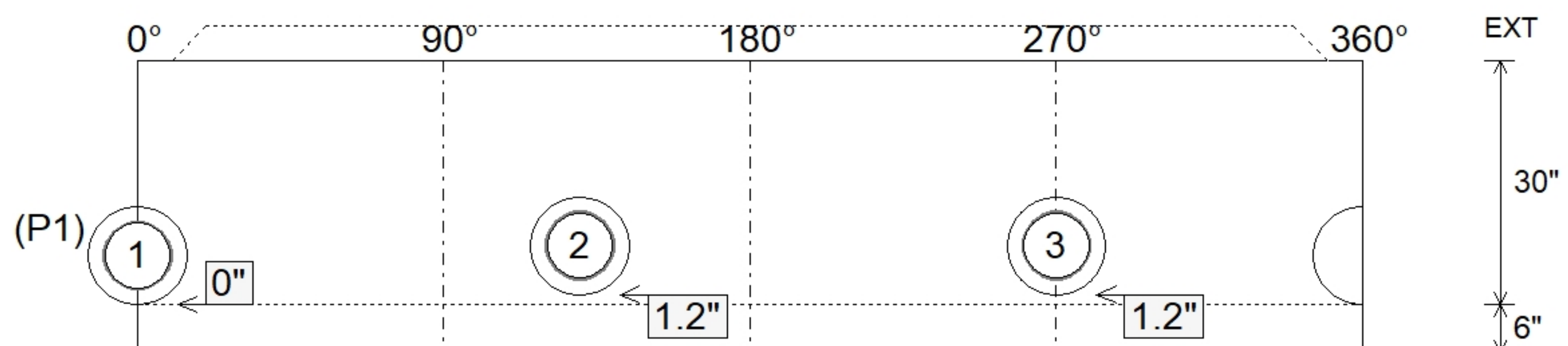
| | |
|--|-----------------|
| P5) 24" - CASTING HEIGHT - 7" | 0 lb |
| P4) 24" - XYPEX GRADE RING F/F - 4" | 270 lb |
| P3) 48" - ECC XYPEX CONE w/ 24" HOLE F/G - 30" | 1981 lb |
| P2) 48" - MH RISER w/XYPEX T/G - 48" | 3353 lb |
| P1) 48" - MH BASE w/XYPEX T/n - 30" | 3282 lb |
| 1) JOINT WRAP PRIMER - CONSEAL CS-75 (1 gal.) | 0 lb |
| 1) Conseal CS-102 1.00" (Double) | 0 lb |
| 1) JOINT WRAP - 0.065"x12"x50' CONSEAL CS212 | 0 lb |
| 1) 48" - MH INVERT CHANNEL w/XYPEX - FULL HEIGHT | 1440 lb |
| 2) 48" - Conseal CS-102 1.00" (Double) | 0 lb |
| 3) PSX - 12-08 NYLO | 24 lb |
| Structure Total: | 10350 lb |



| Position | Elev | Angle | Pipe | Pipe OD | Hole | Connector | Up (") | Ref |
|----------|---------|-------|--------------|---------|------|----------------|--------|-----|
| Rim | 511.95' | | | | | | | |
| Reducer | | | | | | | | |
| Invert 1 | 502.15' | 0° | 8" PVC SDR26 | 8.5" | 12" | PSX 12-08 NYLO | 0" | P1 |
| Invert 2 | 502.25' | 130° | 8" PVC SDR26 | 8.5" | 12" | PSX 12-08 NYLO | 1.2" | P1 |
| Invert 3 | 502.25' | 270° | 8" PVC SDR26 | 8.5" | 12" | PSX 12-08 NYLO | 1.2" | P1 |
| Invert 4 | | | | | | | | |
| Invert 5 | | | | | | | | |
| Invert 6 | | | | | | | | |
| Invert 7 | | | | | | | | |
| Invert 8 | | | | | | | | |



Default - Interior Dimensions



Submittal Drawing
 2/19/2026 11:51:44 AM

SUBMITTAL
 APPROVED BY: