

Structure ID: CB-19D

P1 BX3232-08BAVF

BOX BASE 8inW, 8inF, Variable Ht F/n

P2) 32" x 32" - CASTING HEIGHT - 7" P1) 32" x 32" - BOX BASE 8inW, 8inF, Variable Ht F/n - 44" 1) 32" x 32" - Conseal CS-102 1.00" 1) Hole - 26 1) Hole - 6	0 lb 5897 lb 0 lb 0 lb 0 lb ----- Structure Total: 5897 lb
---	--

Structure Notes:

1. PER TDOT D-CB-12LP / ASTM C913 SPEC'S.
2. CONCRETE = 4,000 PSI AT 28 DAYS.
3. CASTING BY OTHERS (TNDOT TY.12 - JBS 3123 MOD F/G/H).

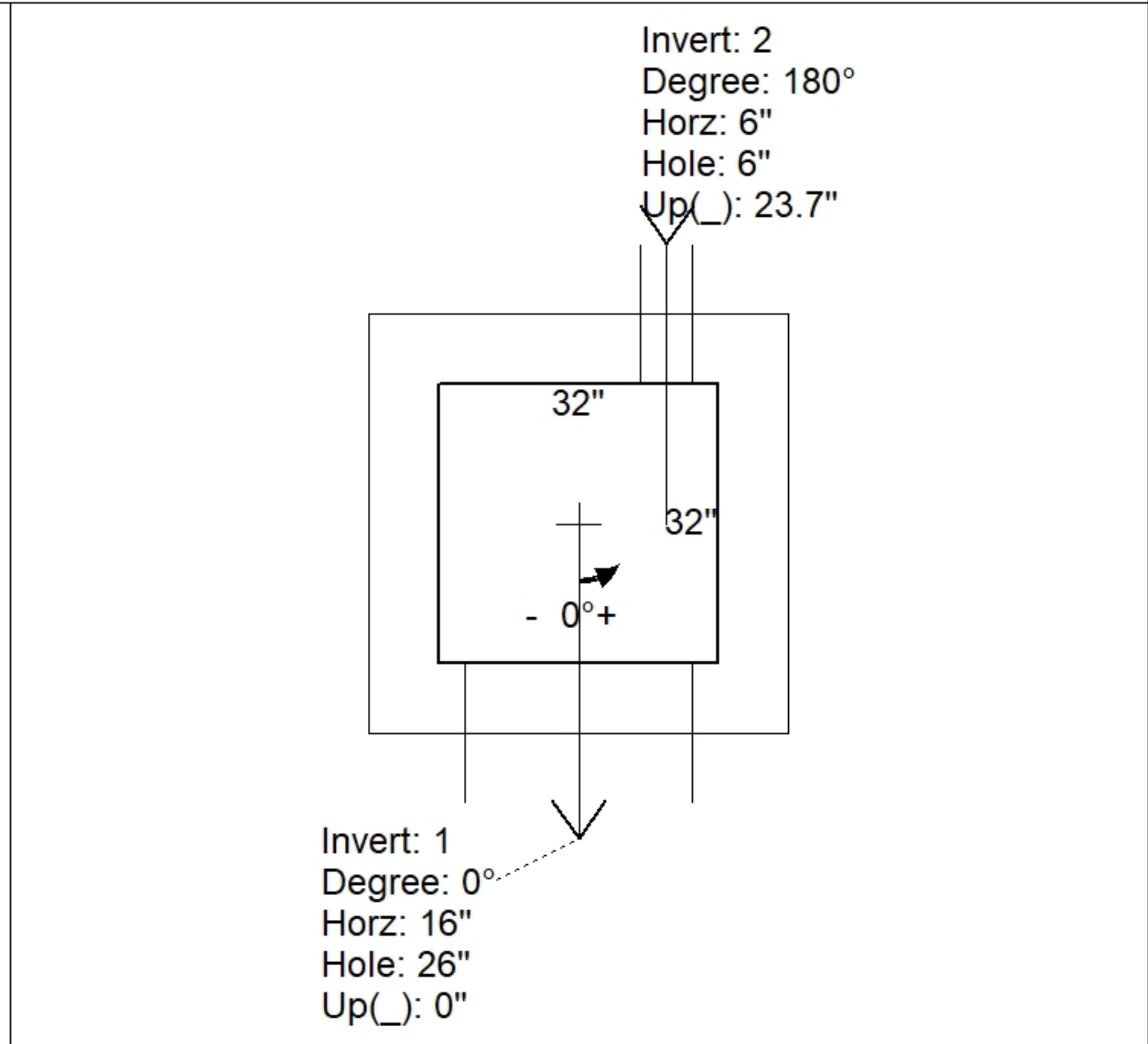
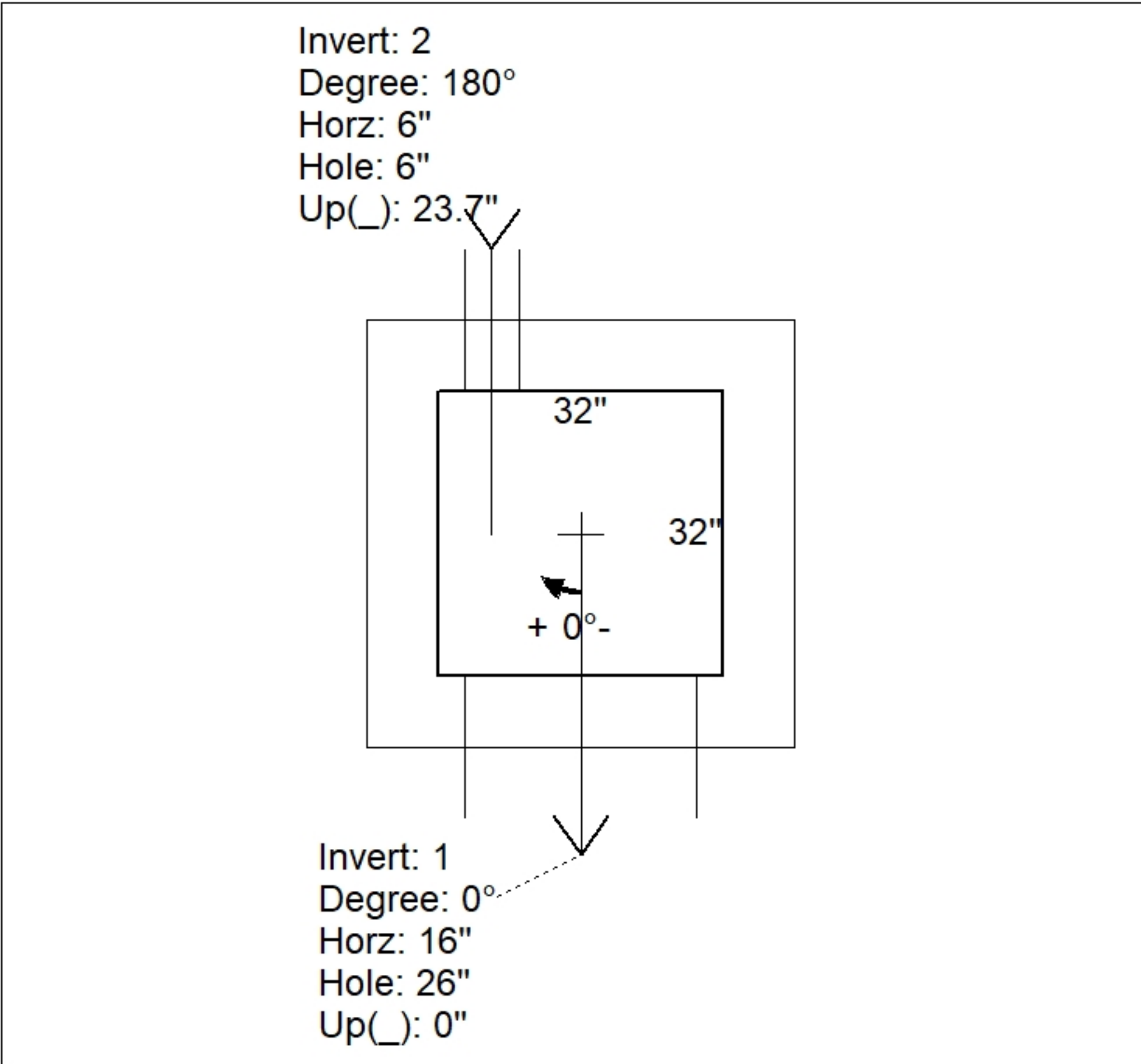
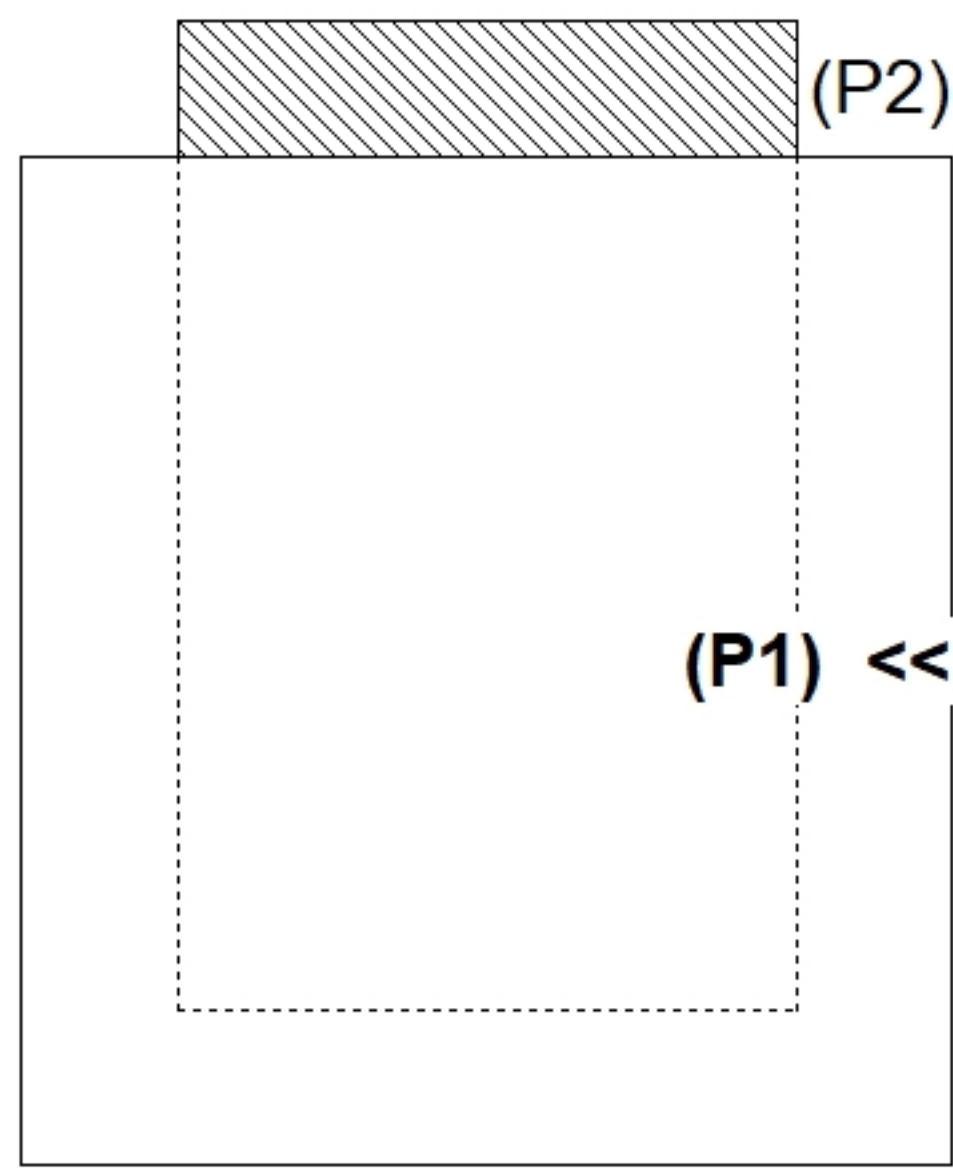
REINFORCING PER ASTM A615 (GRADE 60).
 SEE TDOT STD DRAWINGS D-CB-12LP
 - WALLS (As .62) #5 BARS AT 6" C.C.E.W.
 - FLOOR (As .62) #5 BARS AT 6" C.C.E.W.

Rim: 509.52' Rim to Invert: 4.05' Slack: 0.1" Sump: 2.5" Step Position:

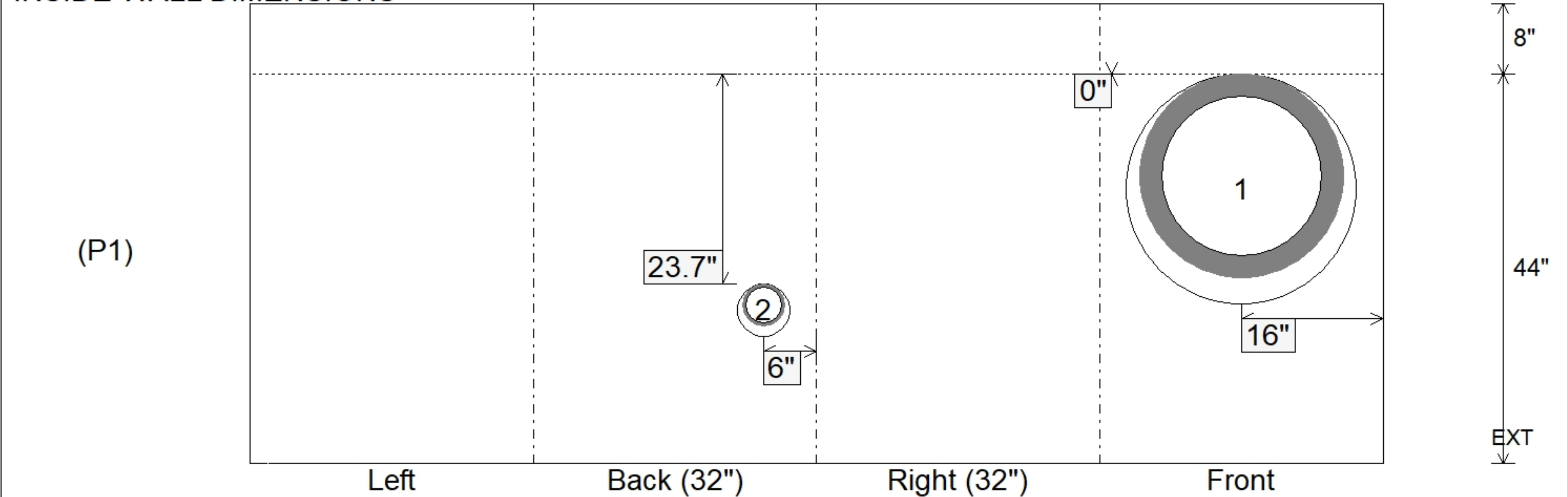
Position	Elev	Angle	Ext. (cw)	Pipe	Pipe OD	Connector	Hole	Horz Size	Up ()	Offset
Invert 1	505.47'	0°	24"	18" RCP B WALL	23"	Hole 26	26"	26"	0"	0"
Invert 2	507.27'	180°	14"	4" HDPE (perf pipe)	4.8"	Hole 6	6"	6"	23.7"	-10"
Invert 3										
Invert 4										
Invert 5										
Invert 6										
Invert 7										
Invert 8										

RIGHT-SIDE UP VIEW (int. dimensions)

UPSIDE-DOWN VIEW (int. dimensions)



INSIDE WALL DIMENSIONS



Coating (Int):	Seam Up: Flat	Wall Thickness: 8"	Height (Int): 44"
Coating (Ext):	Seam Dn: n/a	Floor Height: 8"	Height (Ext): 52"
		Weight (Net): 5897 lb	
		Volume (Net): 1.51cu.yd	