

Job Name: 25-2601 Spring Creek Parkway Phase 2 (Storm)  
 Job Location: Clarksville, TN  
 Contractor: Byard Construction, LLC

Plant: Beaver Dam  
 3/18/2026 8:50:13 AM

Tech: S. Felletter  
 PC: A. Chambers



**Structure ID: CB-17**

**P1 BX36960606VF**

**BOX BASE 6inW, 6inF, Variable Ht F/n**

- P3) 28" x 34" - CASTING HEIGHT - 7" 0 lb
- P2) 36" x 96" - BX FLAT TOP 6"W - TDOT NO 14 (2-28"x34" HOLES) F/F - 10" 2752 lb
- P1) 36" x 96" - BOX BASE 6inW, 6inF, Variable Ht F/n - 34" 7258 lb
- 1) 36" x 96" - Conseal CS-102 1.00" 0 lb
- 1) 28" x 34" - Conseal CS-102 1.00" 0 lb
- 1) Hole - 26 0 lb
- 1) Hole - 6 0 lb

**Structure Notes:**  
 1. PER TDOT D-CB-14P / ASTM C913 SPEC'S.  
 2. CONCRETE = 4,000 PSI AT 28 DAYS.  
 3. CASTING BY OTHERS (TDOT TY.14 - JBS 3123 MOD F/G/H).  
 REINFORCING PER ASTM A615 (GRADE 60).  
 \*\* PER TDOT STD DRAWING D-CB-14P \*\*  
 - TOP SLAB - DBL MAT #5 BARS.  
 - WALLS (As .77) #5 BARS AT 5" C.C.E.W.  
 - FLOOR (As .47) #5 BARS AT 8" C.C.E.W.

Structure Total: 10011 lb

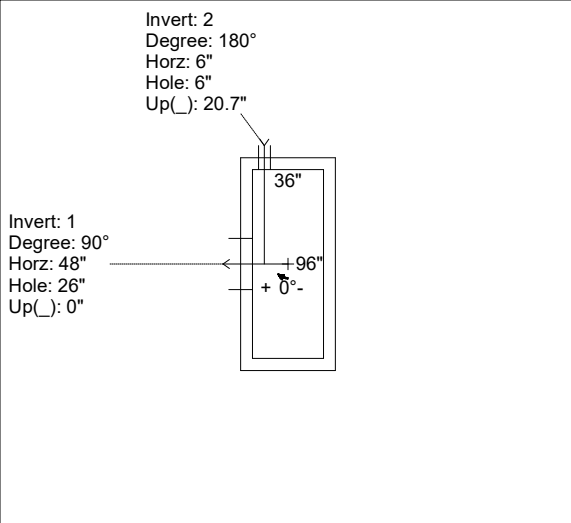
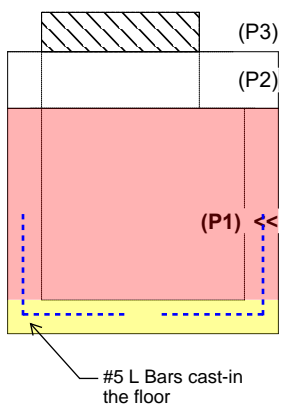
**First Pour Drawing**  
**First Pour Weight = 2,700 LBS**  
**Second Pour Weight = 4,558 LBS**

Rim: 515.28' Rim to Invert: 4.05' Slack: 0.1" Sump: 2.5" Step Position:

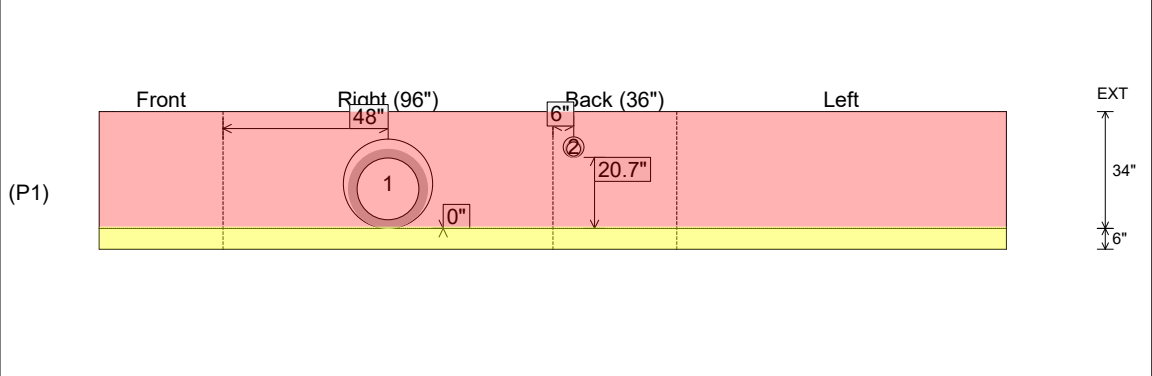
Position	Elev	Angle	Ext. (cw)	Pipe	Pipe OD	Connector	Hole	Horz Size	Up ( )	Offset
Invert 1	511.23'	90°	54"	18" RCP B WALL	23"	Hole 26	26"	26"	0"	0"
Invert 2	512.78'	180°	12"	4" HDPE (perf pipe)	4.8"	Hole 6	6"	6"	20.7"	-12"
Invert 3										
Invert 4										
Invert 5										
Invert 6										
Invert 7										
Invert 8										

RIGHT-SIDE UP VIEW (int. dimensions)

UPSIDE-DOWN VIEW (int. dimensions)



INSIDE WALL DIMENSIONS



Coating (Int): Coating (Ext):	Seam Up: Flat Seam Dn: n/a	Wall Thickness: 6" Floor Height: 6"	Height (Int): 34" Height (Ext): 40"	Weight (Net): 7258 lb Volume (Net): 1.85cu.yd
----------------------------------	-------------------------------	--	--	--

Job Name: 25-2601 Spring Creek Parkway Phase 2 (Storm)	Plant: Beaver Dam	Tech: S. Felletter	
Job Location: Clarksville, TN Contractor: Byard Construction, LLC	3/18/2026 8:50:13 AM	PC: A. Chambers	

**Structure ID: CB-17**

**P1 BX36960606VF**

**BOX BASE 6inW, 6inF, Variable Ht F/n**

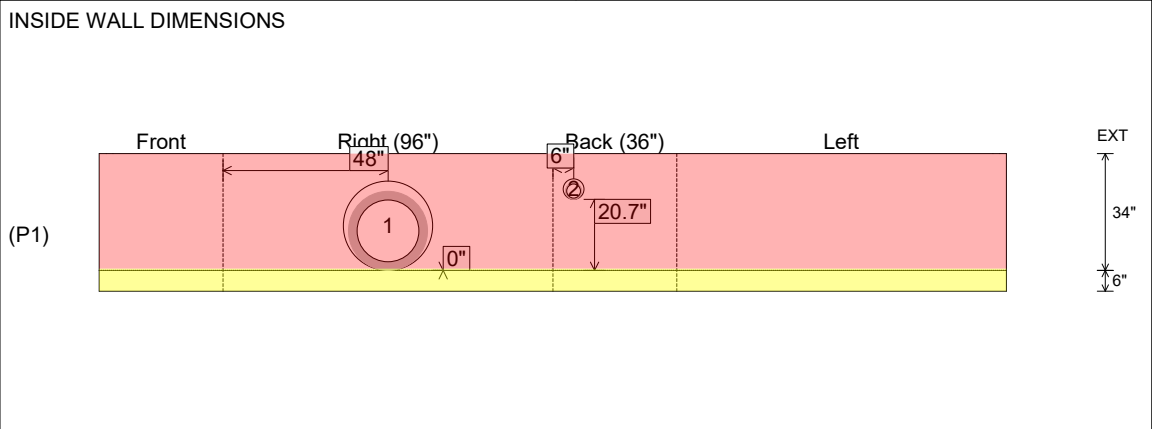
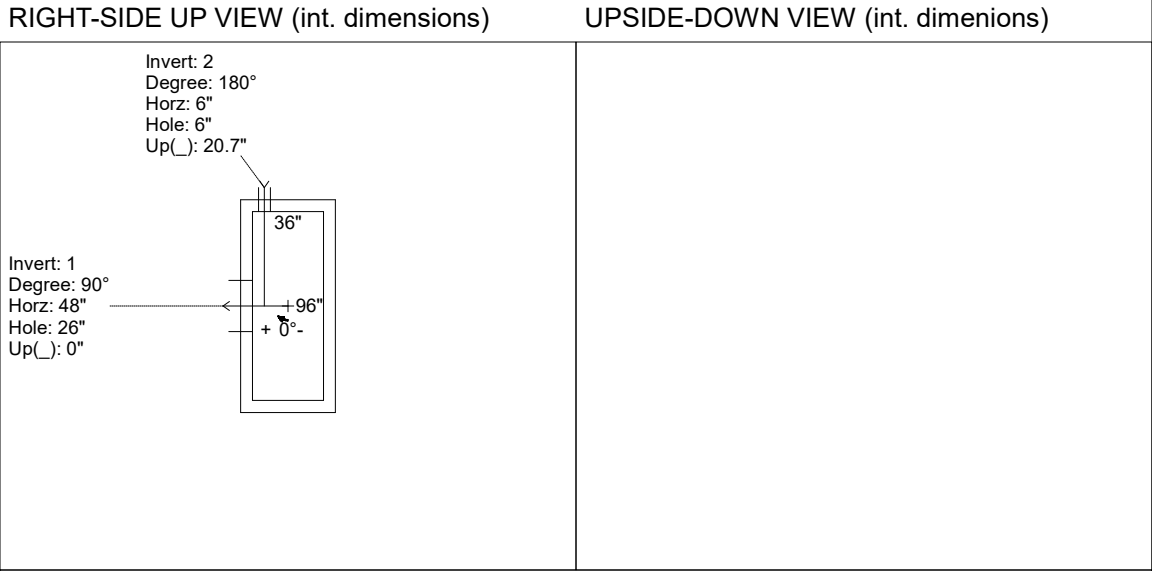
P3) 28" x 34" - CASTING HEIGHT - 7"	0 lb
P2) 36" x 96" - BX FLAT TOP 6"W - TDOT NO 14 (2-28"x34" HOLES) F/F - 10"	2752 lb
P1) 36" x 96" - BOX BASE 6inW, 6inF, Variable Ht F/n - 34"	7258 lb
1) 36" x 96" - Conseal CS-102 1.00"	0 lb
1) 28" x 34" - Conseal CS-102 1.00"	0 lb
1) Hole - 26	0 lb
1) Hole - 6	0 lb
<b>Structure Total:</b>	<b>10011 lb</b>

**Structure Notes:**  
 1. PER TDOT D-CB-14P / ASTM C913 SPEC'S.  
 2. CONCRETE = 4,000 PSI AT 28 DAYS.  
 3. CASTING BY OTHERS (TDOT TY.14 - JBS 3123 MOD F/G/H).  
  
 REINFORCING PER ASTM A615 (GRADE 60).  
 \*\* PER TDOT STD DRAWING D-CB-14P \*\*  
 - TOP SLAB - DBL MAT #5 BARS.  
 - WALLS (As .77) #5 BARS AT 5" C.C.E.W.  
 - FLOOR (As .47) #5 BARS AT 8" C.C.E.W.

**Second Pour Drawing**  
**First Pour Weight = 2,700 LBS**  
**Second Pour Weight = 4,558 LBS**

Rim: 515.28' Rim to Invert: 4.05' Slack: 0.1" Sump: 2.5" Step Position:

Position	Elev	Angle	Ext. (cw)	Pipe	Pipe OD	Connector	Hole	Horz Size	Up ( )	Offset
Invert 1	511.23'	90°	54"	18" RCP B WALL	23"	Hole 26	26"	26"	0"	0"
Invert 2	512.78'	180°	12"	4" HDPE (perf pipe)	4.8"	Hole 6	6"	6"	20.7"	-12"
Invert 3										
Invert 4										
Invert 5										
Invert 6										
Invert 7										
Invert 8										



Coating (Int): Coating (Ext):	Seam Up: Flat Seam Dn: n/a	Wall Thickness: 6" Floor Height: 6"	Height (Int): 34" Height (Ext): 40"	Weight (Net): 7258 lb Volume (Net): 1.85cu.yd
----------------------------------	-------------------------------	--	--	--