

Job Name: 25-1601 Spring Creek Parkway Phase 2 (Storm)
Job Location: Clarksville, TN
Contractor: Byard Construction, LLC

PC: A. Chambers
 TECH: S. Felletter
 Plant: Beaver Dam



Structure ID: **CB-15**
 Spec: TDOT
 Type: CB TYPE 12LP
 Size: 32" x 32"

Rim: 520.04'
 Invert: 515.99'
 Rim to Invert: 4.05'

Sump: 2.5"
 Floor (Top): 515.782'
 Floor Height: 8"

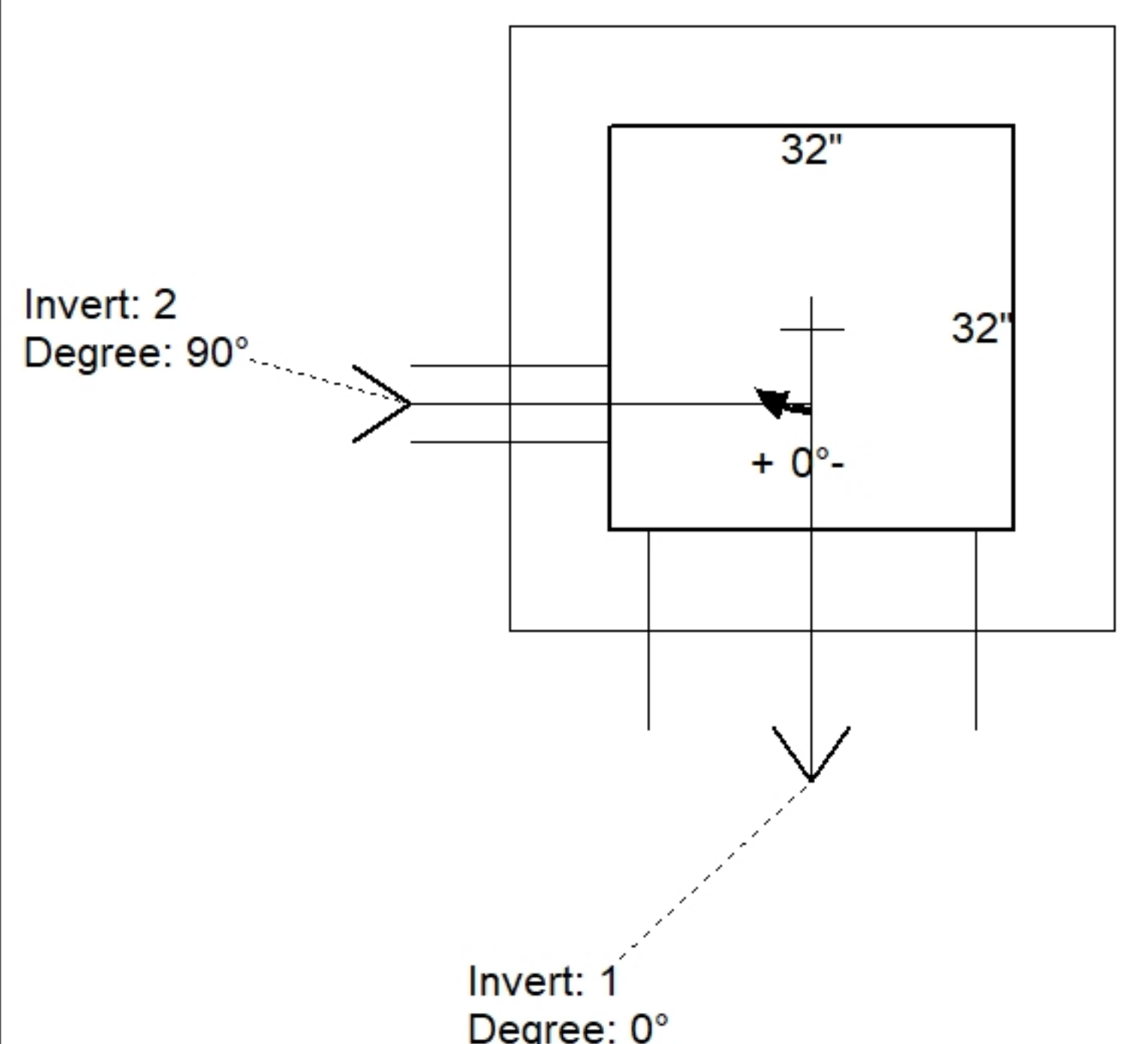
Floor (Bot): 515.115'
 Overall Height: 4.917'
 Slack: 0.1"

Structure Notes:
 1. PER TDOT D-CB-12LP / ASTM C913 SPEC'S.
 2. CONCRETE = 4,000 PSI AT 28 DAYS.
 3. CASTING BY OTHERS (TNDOT TY.12 - JBS-3123 MOD F/G/H).

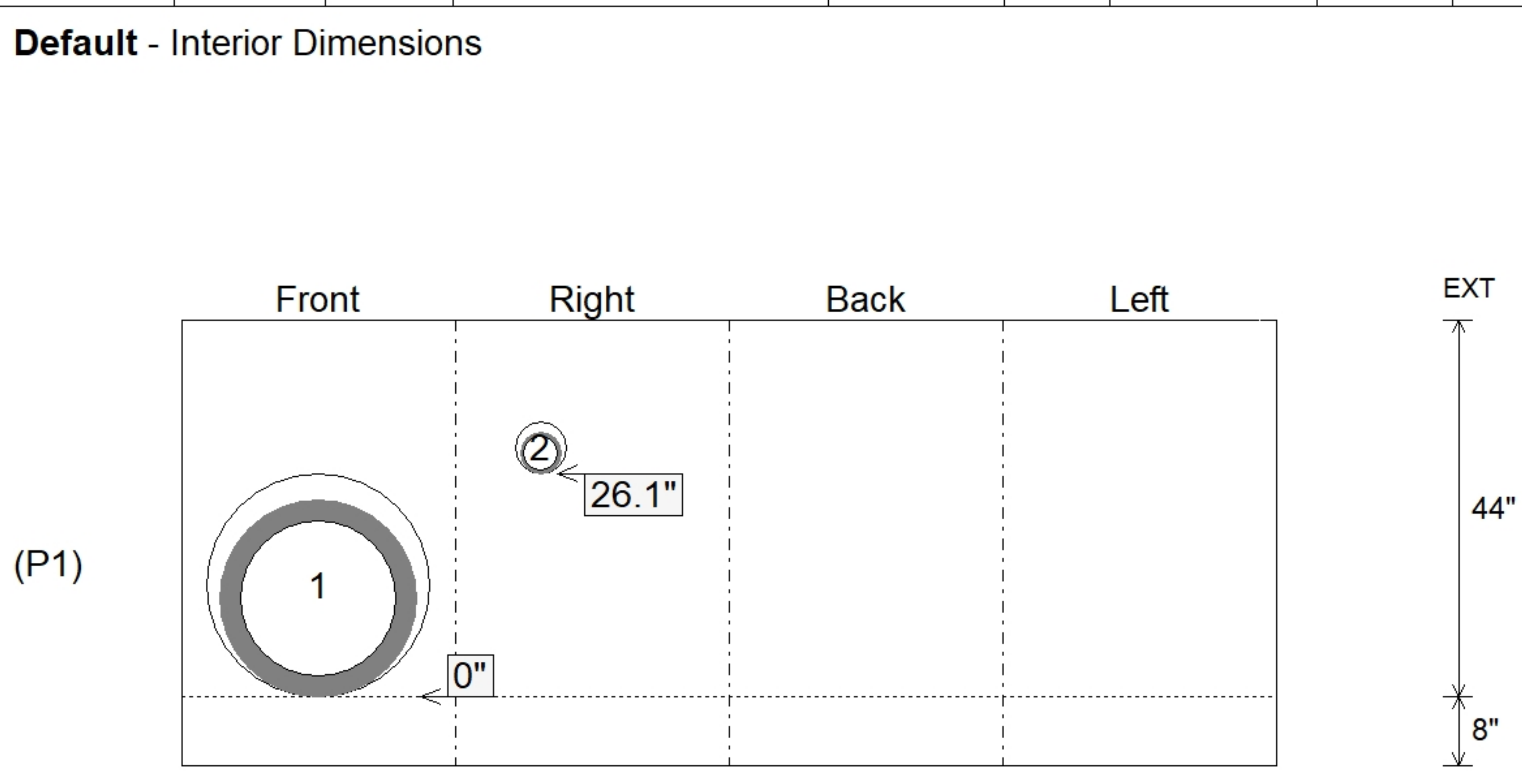
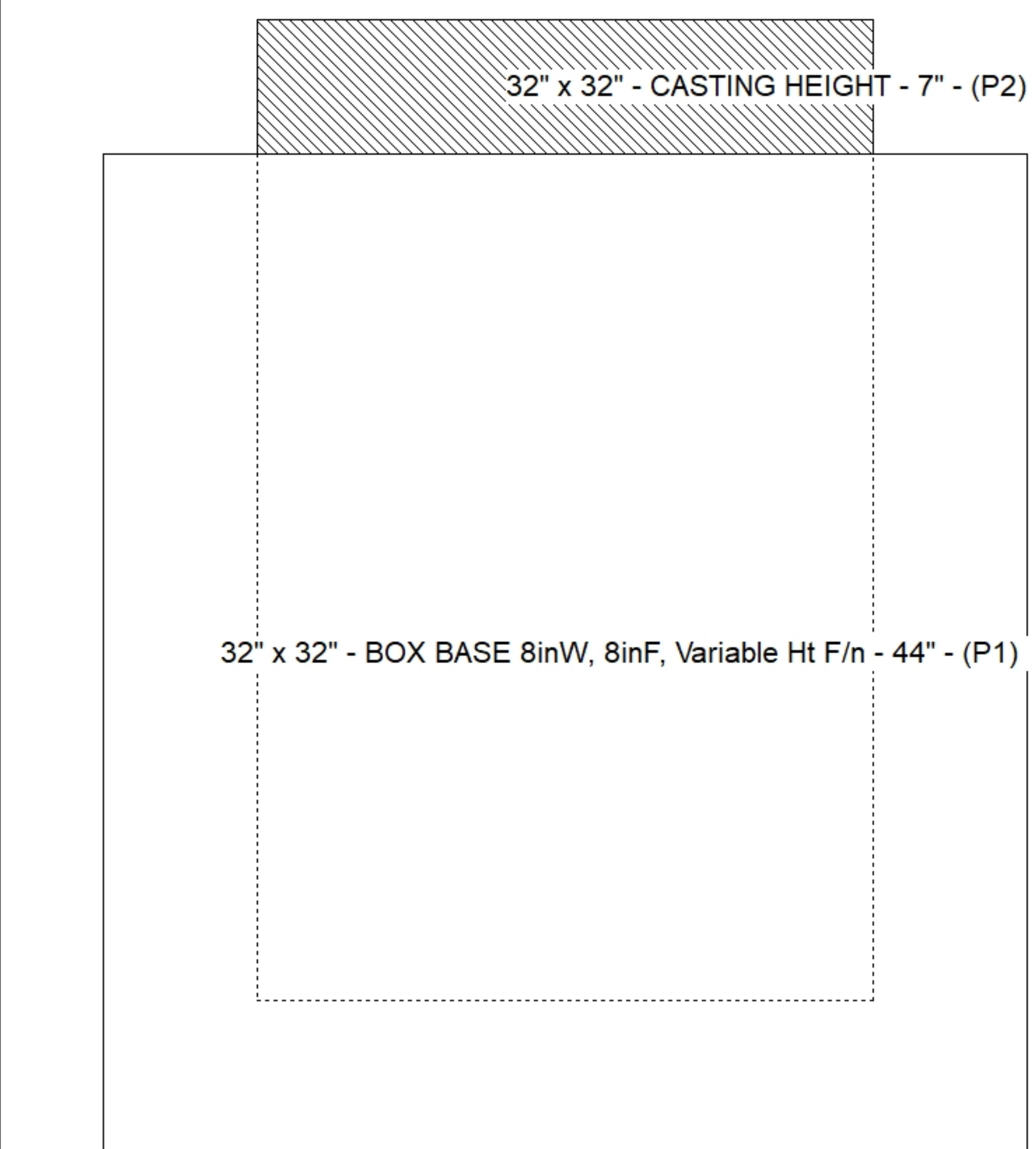
REINFORCING PER ASTM A615 (GRADE 60).
 - WALLS (As .62) #5 BARS AT 6" C.C.E.W.
 - FLOOR (As .62) #5 BARS AT 6" C.C.E.W.

STRUCTURE SUMMARY:

P2) 32" x 32" - CASTING HEIGHT - 7"	0 lb
P1) 32" x 32" - BOX BASE 8inW, 8inF, Variable Ht F/n - 44"	5897 lb
1) 32" x 32" - Conseal CS-102 1.00"	0 lb
1) Hole - 26	0 lb
1) Hole - 6	0 lb
Structure Total:	5897 lb



Position	Elev	Angle	Pipe	Pipe OD	Hole	Connector	Up ()	Ref
Rim	520.04'							
Reducer								
Invert 1	515.99'	0°	18" RCP B WALL	23"	26"	Hole 26	0"	P1
Invert 2	517.99'	90°	4" HDPE (perf pipe)	4.8"	6"	Hole 6	26.1"	P1
Invert 3								
Invert 4								
Invert 5								
Invert 6								
Invert 7								
Invert 8								



Submittal Drawing
 3/20/2026 8:46:17 AM

SUBMITTAL
 APPROVED BY: