

**Structure ID: 120IN X 120IN VAULT SUMP PIT**

**P1 BX18180606VF BOX BASE 6inW, 6inF, Variable Ht**

P2) 18" x 18" - CASTING HEIGHT - 0" P1) 18" x 18" - BOX BASE 6inW, 6inF, Variable Ht - 14.5" 1) 18" x 18" - SGL 1"x14.5' Butyl	0 lb 1154 lb ----- 0 lb <b>Structure Total: 1154 lb</b>
--	---

Structure Notes:

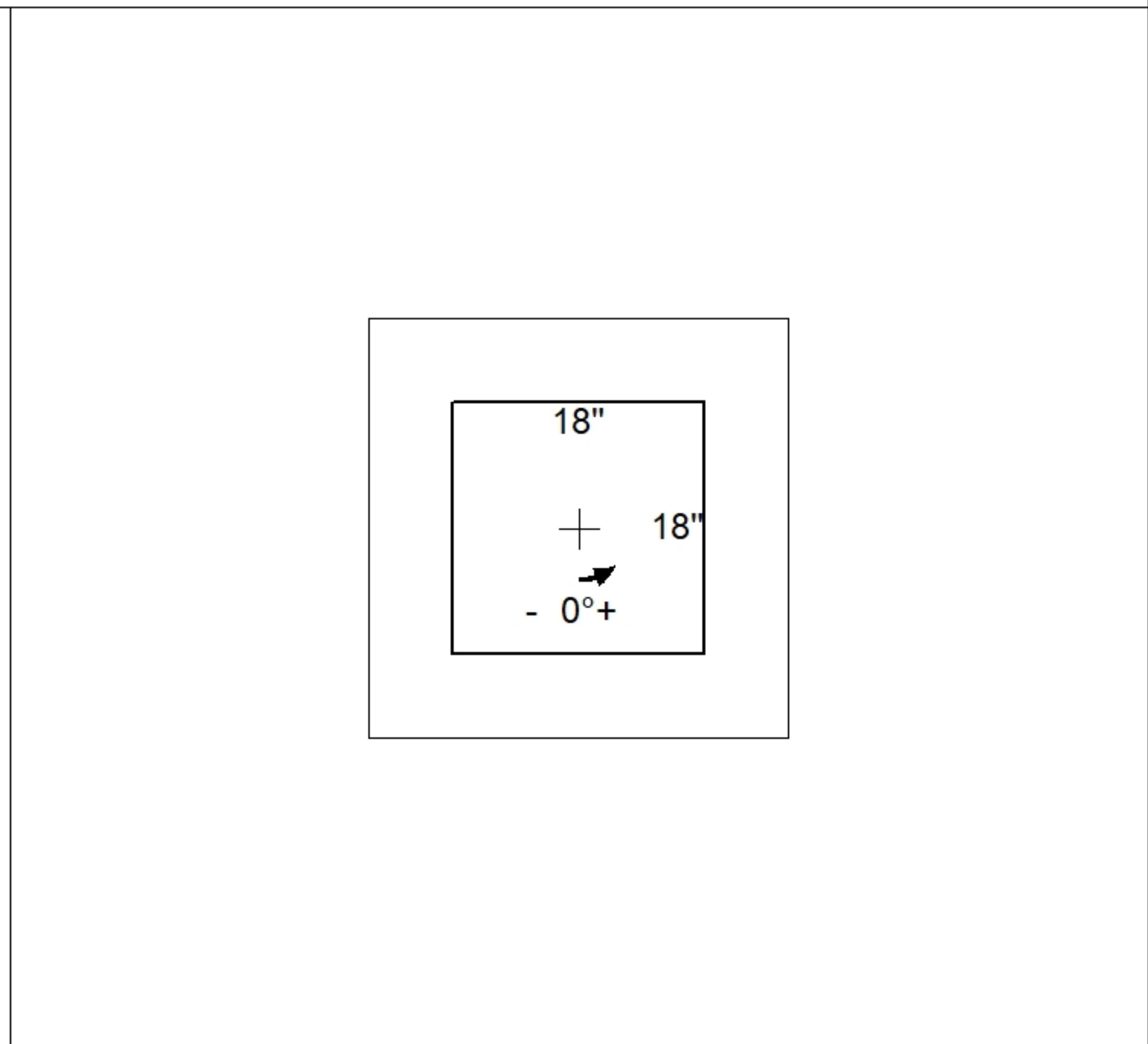
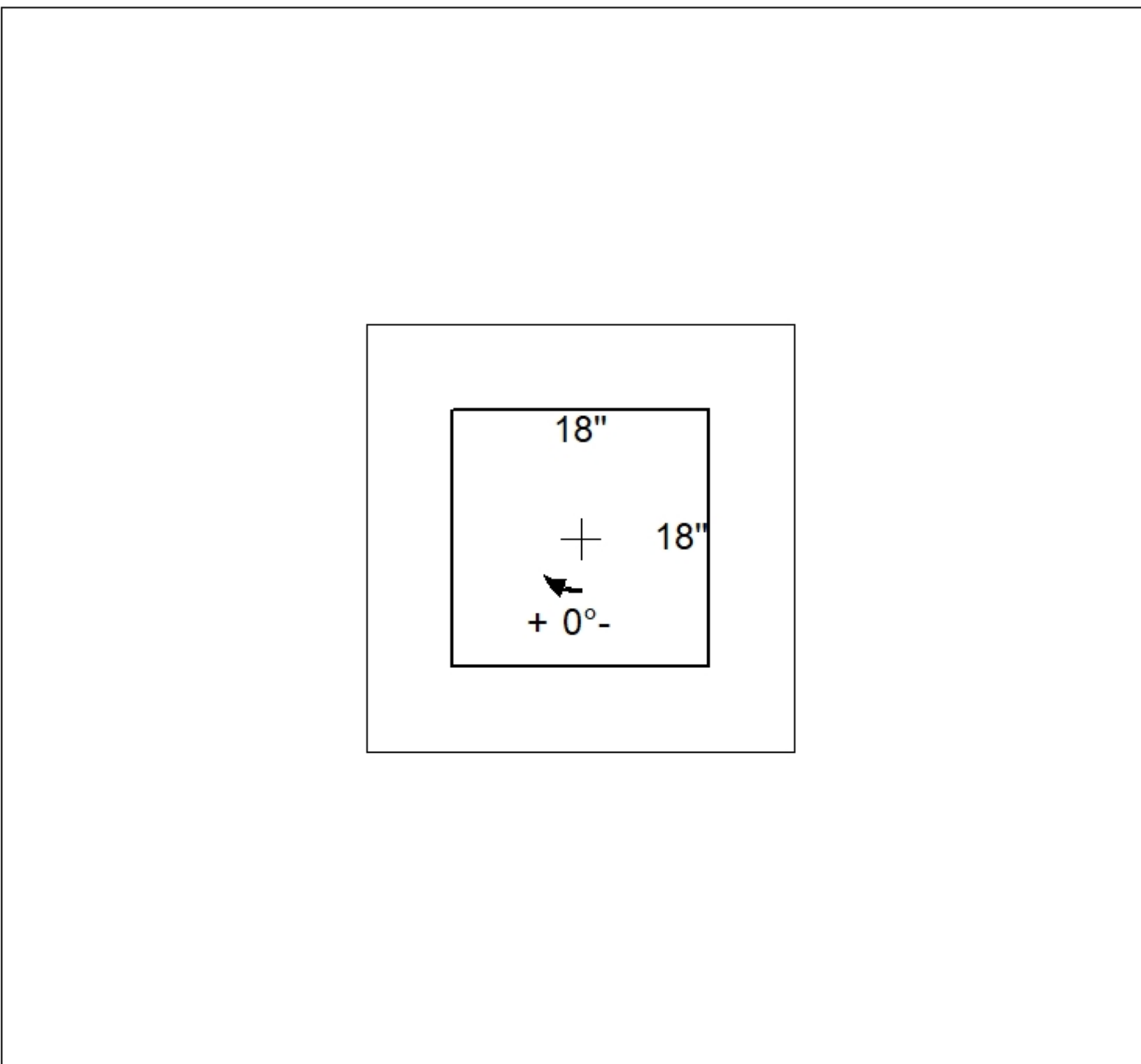
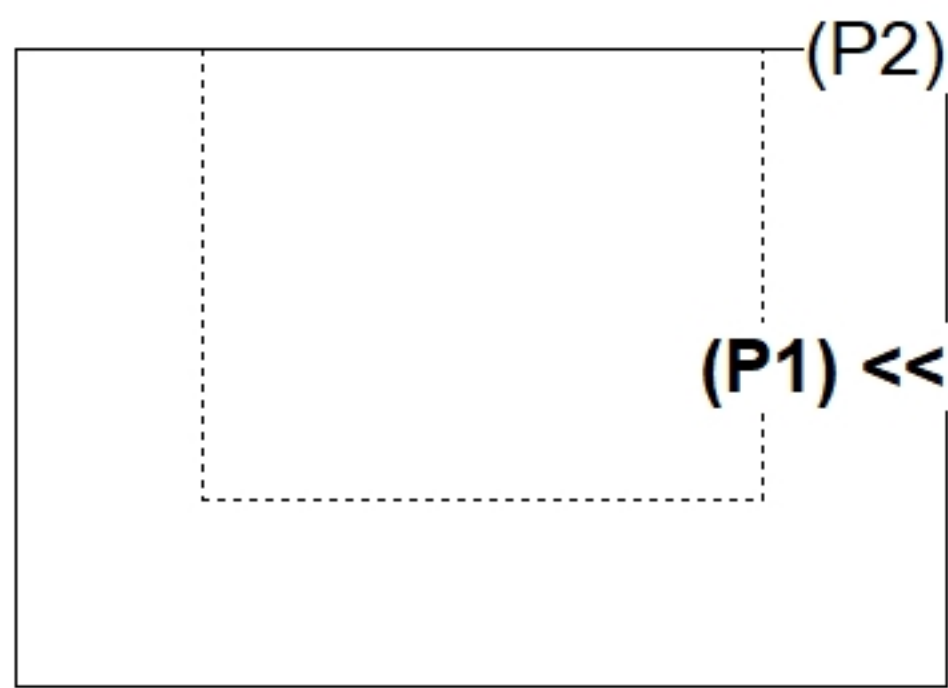
1. PER ASTM C913 SPECIFICATIONS.
2. CONCRETE = 4,000 PSI AT 28 DAYS.
3. REINFORCING PER ASTM A615 (GRADE 60).
  - WALLS (As .12) #5 BARS AT 12" C.C.E.W.
  - FLOOR (As .12) #5 BARS AT 12" C.C.E.W.

Rim: 0'      Rim to Invert: 0'      Slack: 0"      Sump: 14.5"      Step Position:

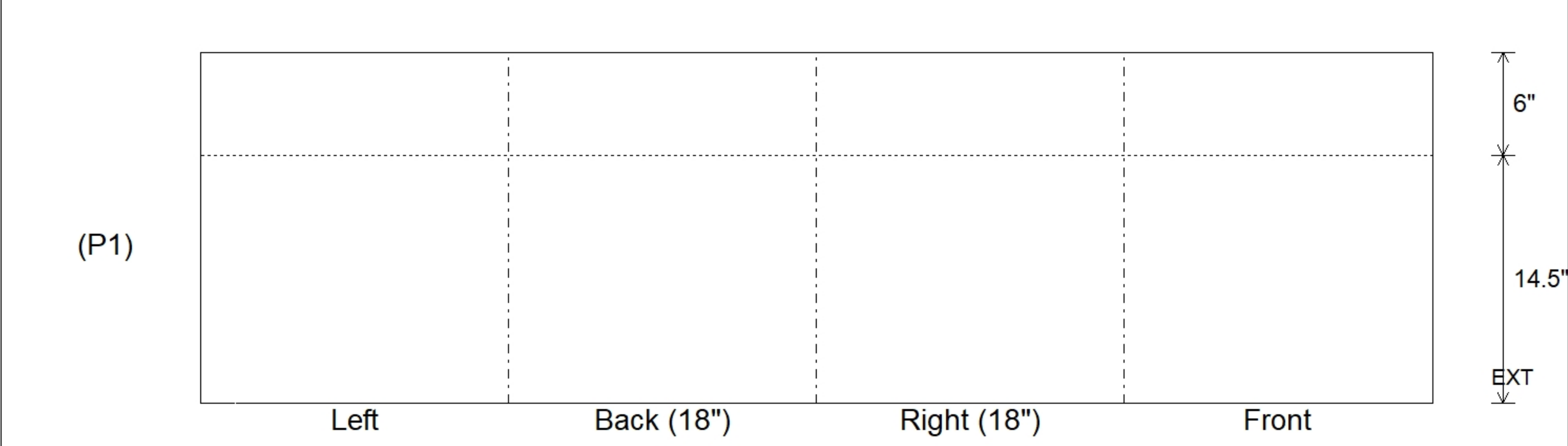
Position	Elev	Angle	Ext. (cw)	Pipe	Pipe OD	Connector	Hole	Horz Size	Up ( )	Offset
Invert 1										
Invert 2										
Invert 3										
Invert 4										
Invert 5										
Invert 6										
Invert 7										
Invert 8										

RIGHT-SIDE UP VIEW (int. dimensions)

UPSIDE-DOWN VIEW (int. dimensions)



INSIDE WALL DIMENSIONS



Coating (Int): Coating (Ext):	Seam Up: Flat Seam Dn: n/a	Wall Thickness: 6" Floor Height: 6"	Height (Int): 14.5" Height (Ext): 20.5"	Weight (Net): 1154 lb Volume (Net): 0.3cu.yd
----------------------------------	-------------------------------	--	--	---