

**Job Name: 25-1511 Halfhill Estates Ph.3**  
**Job Location: Nicholasville, KY**  
**Contractor: Perdue Environmental Contracting Co., Inc.**

PC: J. Jarvis  
 TECH: J. Horsley  
 Plant: Beaver Dam



Structure ID: **MH N7**

Spec: Sanitary  
 Type: SAN.MH w/ConBlock-CDA Red  
 Size: 48"

Rim: 898.88'  
 Invert: 892.94'  
 Rim to Invert: 5.94'

Sump: 2"  
 Floor (Top): 892.773'  
 Floor Height: 6"

Floor (Bot): 892.273'  
 Overall Height: 6.583'  
 Slack: 0.28"

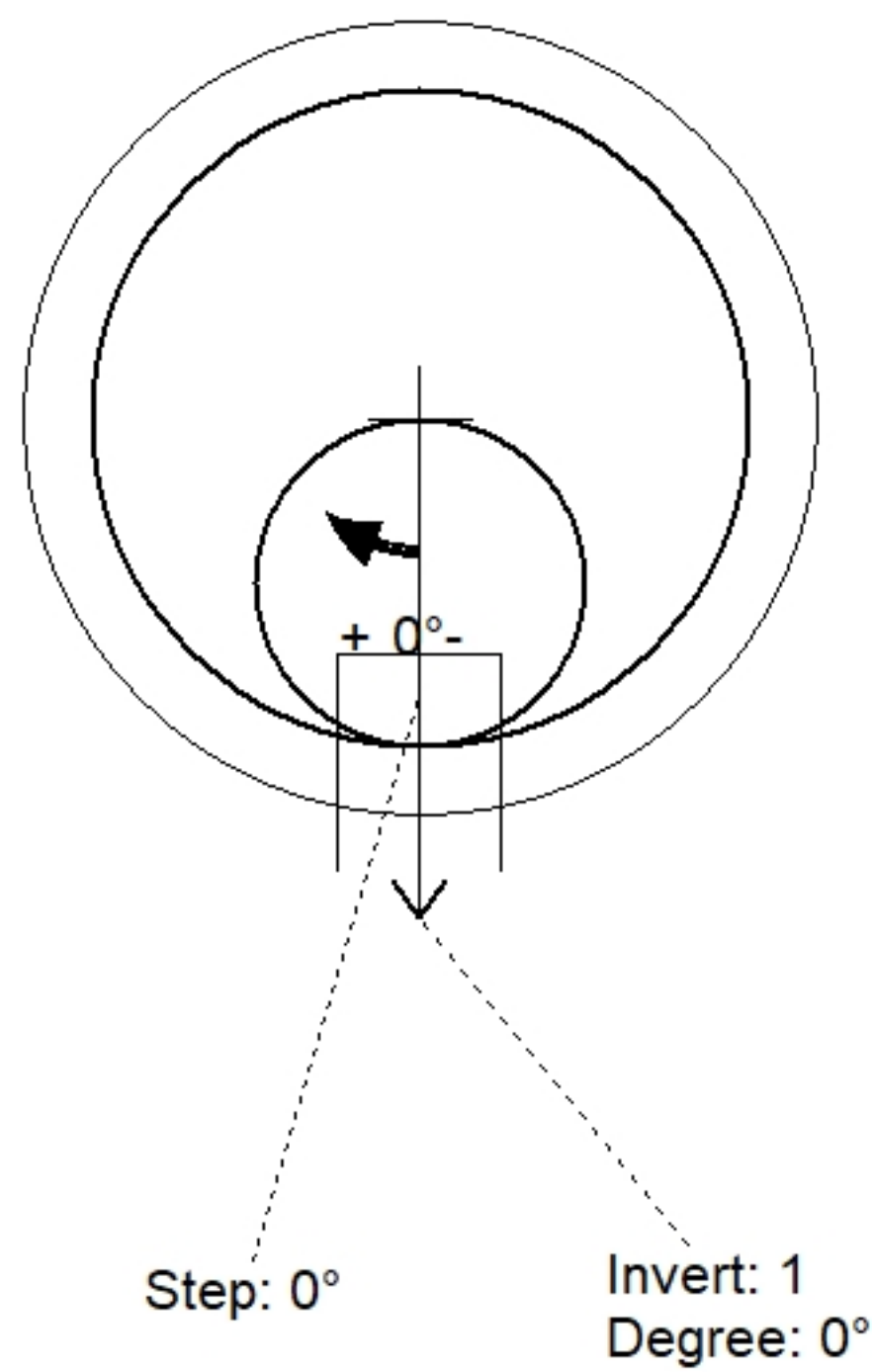
**Structure Notes:**

1. PER ASTM C478 SPECIFICATIONS.
2. CONCRETE = 4,000 PSI AT 28 DAYS.
3. ADMIXTURE = CONBLOCK CDA RED.
4. CASTING BY ICAST (HOE MC-350 F/C)

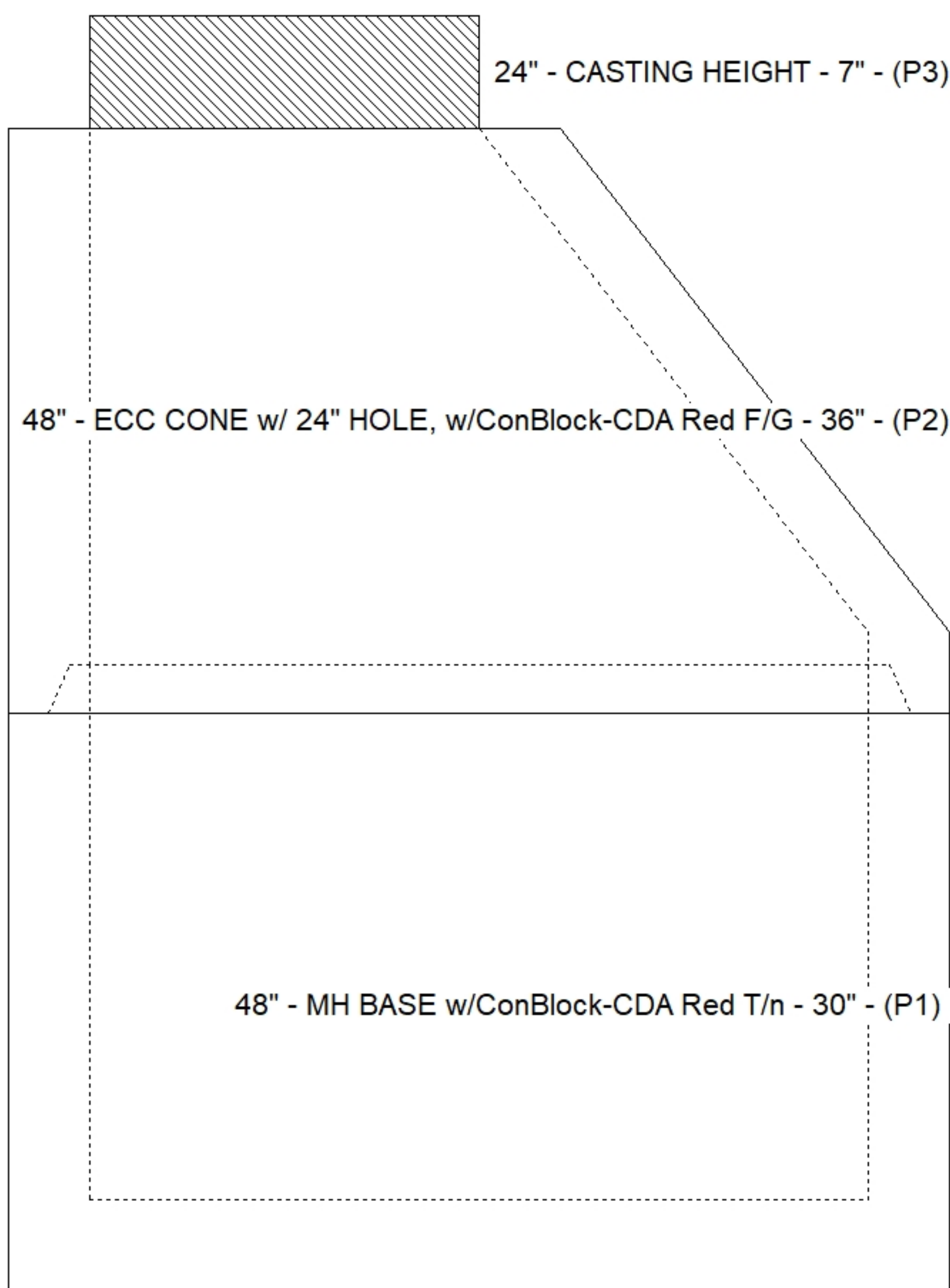
REINFORCING PER ASTM A615 (GRADE 60).  
 - CONE (As .12)  
 - RISER/WALLS (As .12)  
 - FLOOR (As .31) #5 BARS AT 12" C.C.E.W.

**STRUCTURE SUMMARY:**

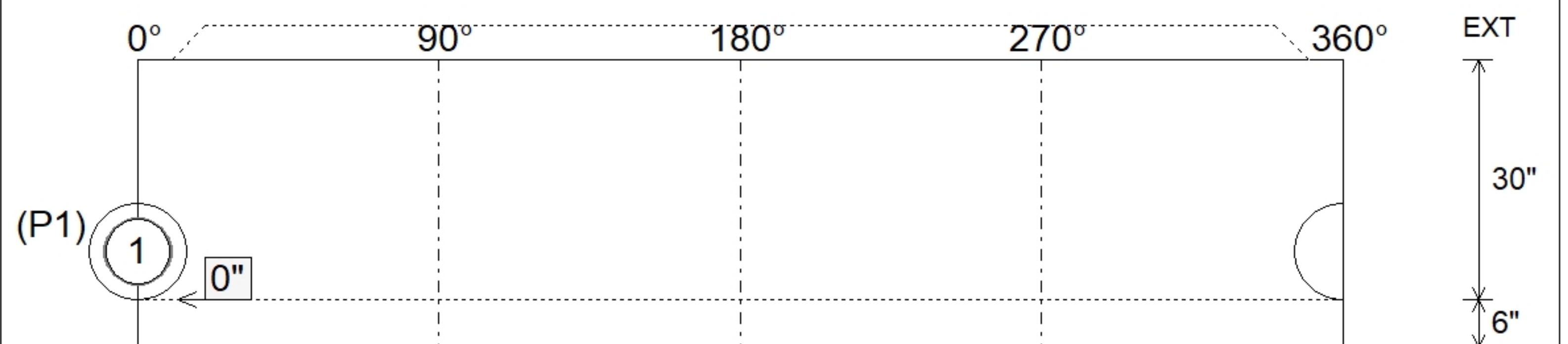
P3) 24" - CASTING HEIGHT - 7"	0 lb
P2) 48" - ECC CONE w/ 24" HOLE, w/ConBlock-CDA Red F/G - 36"	2251 lb
P1) 48" - MH BASE w/ConBlock-CDA Red T/n - 30"	3378 lb
1) 48" - MH INVERT CHANNEL w/ConBlock-CDA Red - FULL HEIGHT	1440 lb
1) JOINT WRAP - 0.065"x6"x50' CONSEAL CS212	0 lb
1) JOINT WRAP PRIMER - CONSEAL CS-75 (1 gal.)	0 lb
1) CASTING - HOE MC-350 F/C Sanitary	305 lb
1) 48" - Con Seal CS-102 1.00" (Double)	0 lb
1) PSX - 12-08 NYLO	8 lb
2) MH Step ML-10-TDS-NCR - 10"	0 lb
<b>Structure Total:</b>	<b>7382 lb</b>



Position	Elev	Angle	Pipe	Pipe OD	Hole	Connector	Up ( )	Ref
Rim	898.88'							
Reducer								
Invert 1	892.94'	0°	8" PVC SDR35	8.5"	12"	PSX 12-08 NYLO	0"	P1
Invert 2								
Invert 3								
Invert 4								
Invert 5								
Invert 6								
Invert 7								
Invert 8								



**Cast (Int. Dim.) - Interior Dimensions**



Submittal Drawing  
 12/16/2025 4:34:59 PM

SUBMITTAL  
 APPROVED BY: