

**Job Name: 25-1431 - Georgetown Commons**  
**Job Location: Georgetown, KY**  
**Contractor: Winwater Hartford KY Co.**

PC: A. Chambers  
 TECH: J. Coppage  
 Plant: Beaver Dam



Structure ID: YD 50  
 Spec: Storm  
 Type: STM.MH  
 Size: 48"

Rim: 868.5'  
 Invert: 861.75'  
 Rim to Invert: 6.75'

Sump: 1.9"  
 Floor (Top): 861.592'  
 Floor Height: 6"

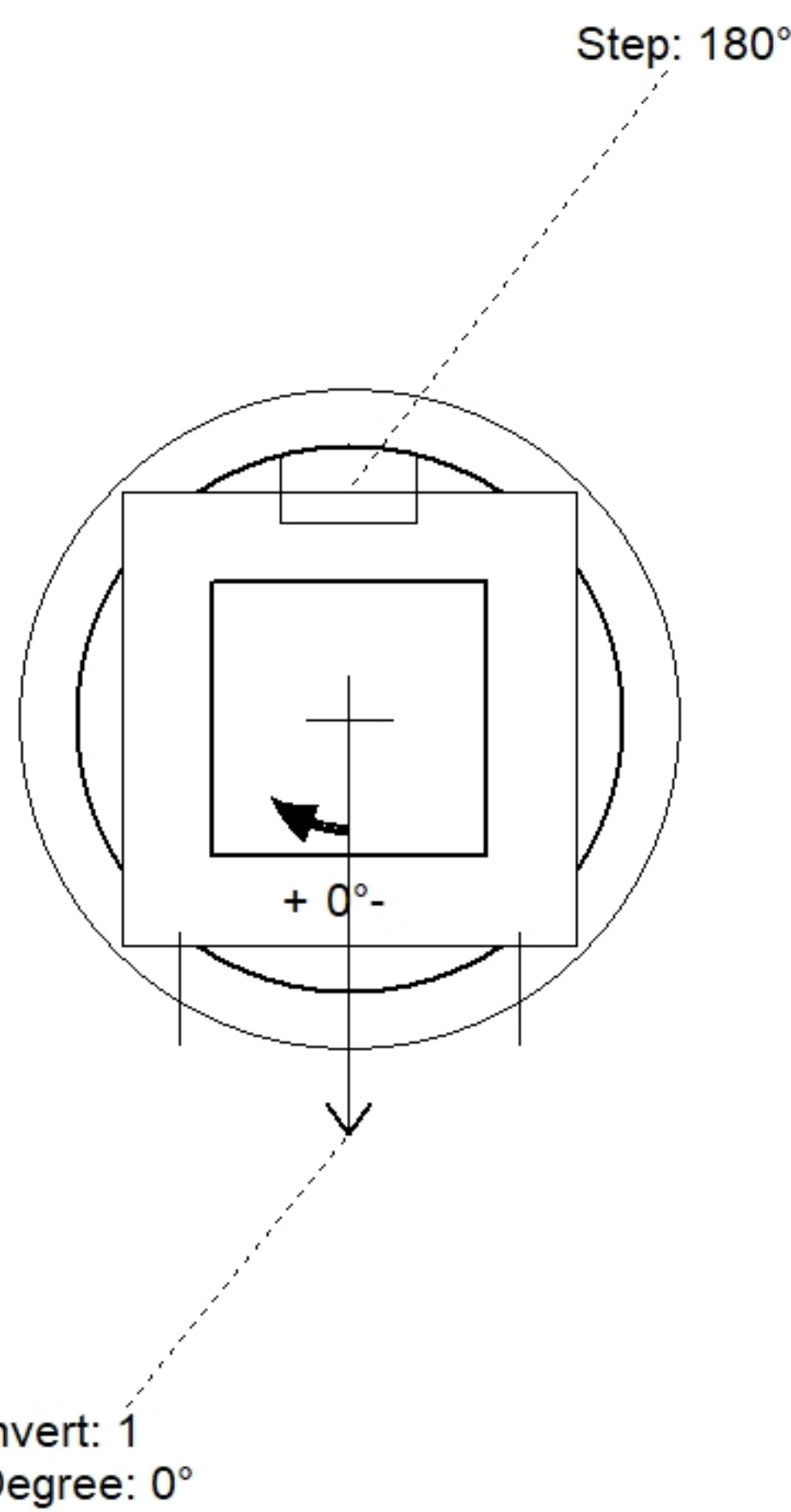
Floor (Bot): 861.092'  
 Overall Height: 7.083'  
 Slack: 3.9"

**Structure Notes:**

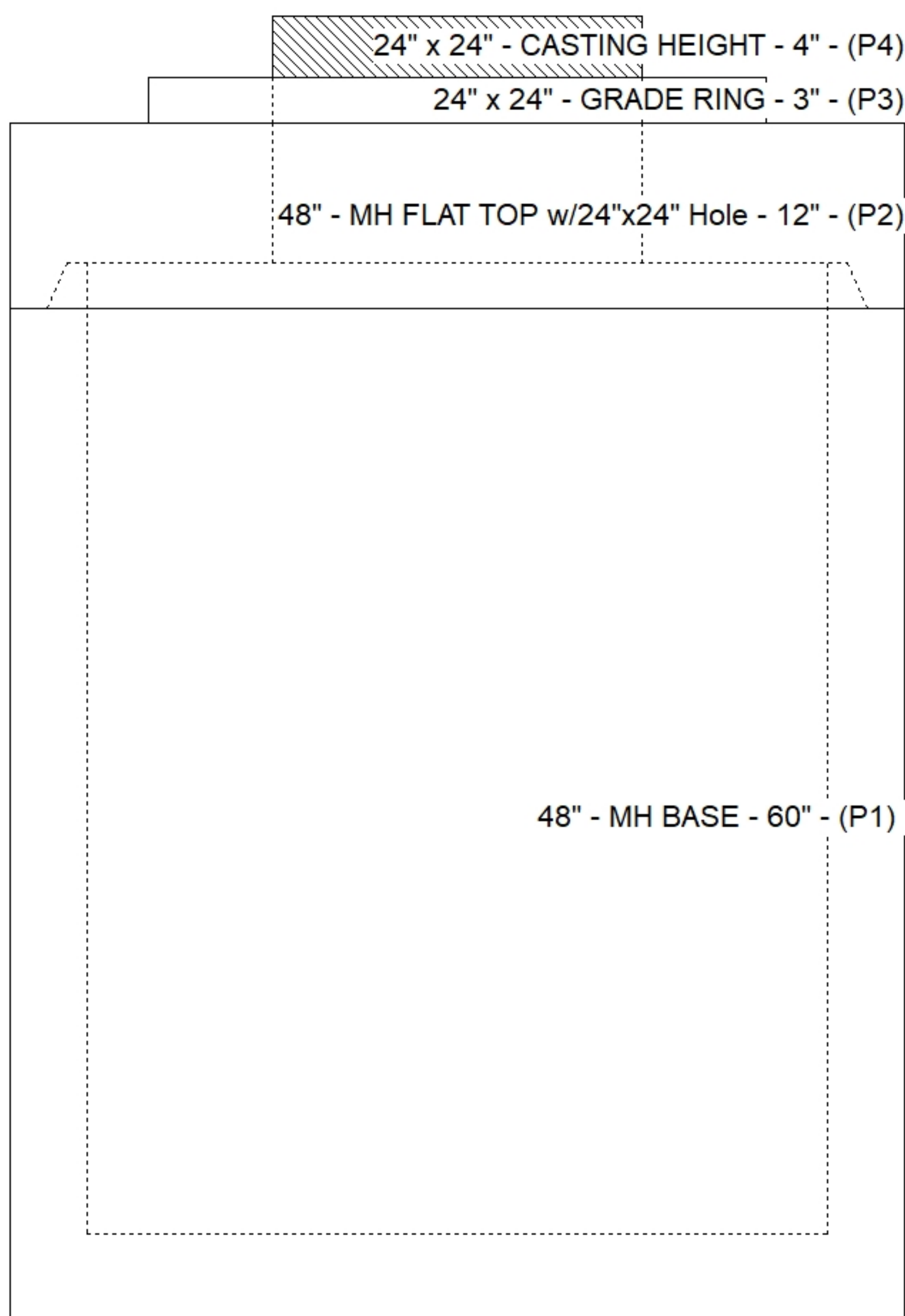
1. JR HOE HOE-280T PROVIDED BY ICAST.
2. PER ASTM C478 SPECIFICATIONS.
3. CONCRETE = 4,000 PSI AT 28 DAYS.
4. REINFORCING PER ASTM A615 (GRADE 60).
  - TOP SLAB (As .62) #5 BARS AT 6" C.C.E.W..
  - RISER/WALLS (As .12)
  - FLOOR (As .31) #5 BARS AT 12" C.C.E.W.

**STRUCTURE SUMMARY:**


P4) 24" x 24" - CASTING HEIGHT - 4"	0 lb
P3) 24" x 24" - GRADE RING - 3"	258 lb
P2) 48" - MH FLAT TOP w/24"x24" Hole - 12"	1500 lb
P1) 48" - MH BASE - 60"	5206 lb
1) CASTING - HOE 280T F/G	182 lb
1) 48" - Conseal CS-102 1.00"	0 lb
2) 24" x 24" - Conseal CS-102 1.00"	0 lb
1) Hole - 30	0 lb
5) MH Step ML-10-TDS-NCR - 10"	0 lb
<b>Structure Total:</b>	<b>7145 lb</b>



Position	Elev	Angle	Pipe	Pipe OD	Hole	Connector	Up ( )	Ref
Rim	868.5'							
Reducer								
Invert 1	861.75'	0°	24" HDPE	27.8"	30"	Hole 30	0"	P1
Invert 2								
Invert 3								
Invert 4								
Invert 5								
Invert 6								
Invert 7								
Invert 8								



**Default - Interior Dimensions**



Submittal Drawing  
 4/24/2026 11:00:48 AM

SUBMITTAL  
 APPROVED BY: