

Job Name: 25-1431 - Georgetown Commons
 Job Location: Georgetown, KY
 Contractor: Winwater Hartford KY Co.

Plant: Beaver Dam

4/23/2026 11:19:52 AM

Tech: J. Coppage

PC: A. Chambers



Structure ID: YD 31

P1 MH072BAVF

MH BASE Custom Ht

- P3) 24" x 24" - CASTING HEIGHT - 4"
- P2) 72" - MH FLAT TOP w/24"x24" Hole - 15"
- P1) 72" - MH BASE Custom Ht - 74"
- 1) CASTING - HOE 280T F/G
- 1) 72" - Conseal CS-102 1.00"
- 1) 24" x 24" - Conseal CS-102 1.00"
- 2) Hole - 50
- 6) MH Step ML-10-TDS-NCR - 10"

- Structure Notes:**
1. JR HOE HOE-280T PROVIDED BY ICAST.
 2. PER ASTM C478 SPECIFICATIONS.
 3. CONCRETE = 4,000 PSI AT 28 DAYS.
 4. REINFORCING PER ASTM A615 (GRADE 60).
 - TOP SLAB (As .62) #5 BARS AT 6" C.C.E.W..
 - RISER/WALLS (As .12)
 - FLOOR (As .31) #5 BARS AT 12" C.C.E.W.

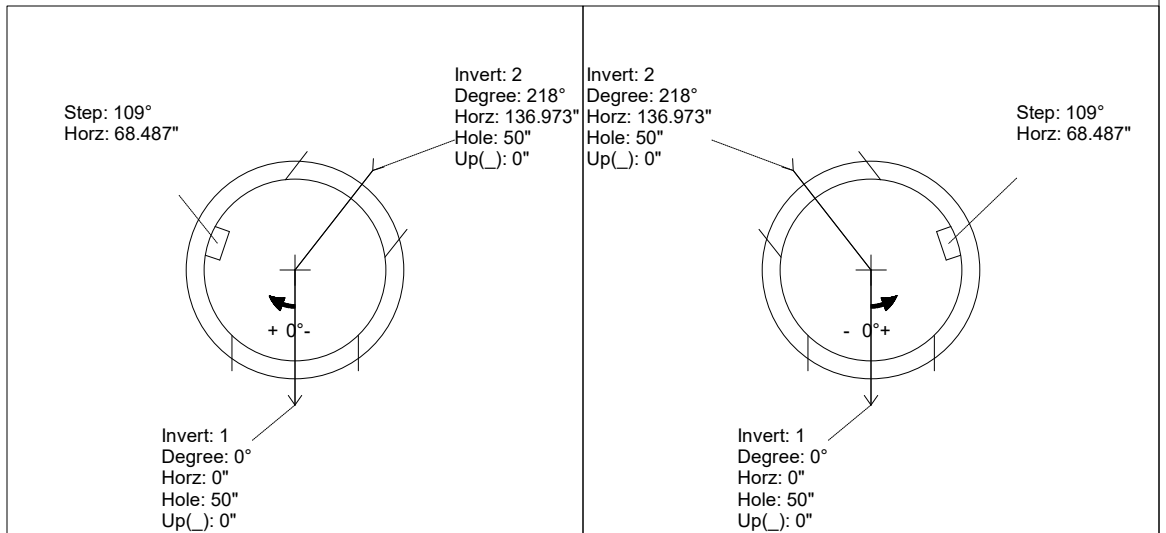
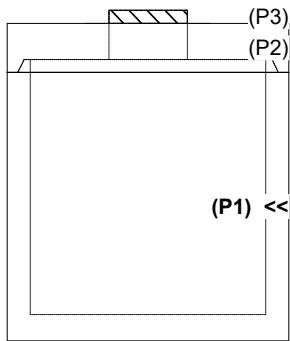
Structure Total: 17135 lb

Rim: 866.75' Rim to Invert: 7.75' Slack: 3.15" Sump: 3.15" Step Position: 109°

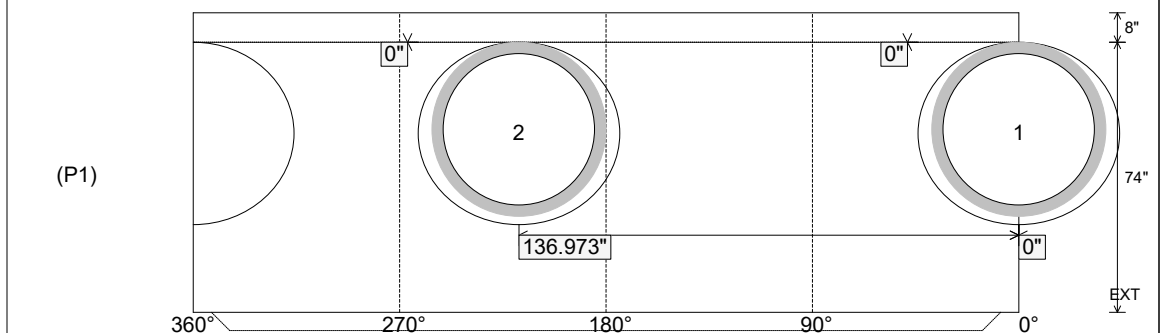
Position	Elev	Angle	Ext. (cw)	Pipe	Pipe OD	Connector	Hole	Horz Size	Up ()	Offset
Invert 1	859'	0°	0"	42" HDPE	47.7"	Hole 50	50"	55.271"	0"	0"
Invert 2	859'	218°	163.607"	42" HDPE	47.7"	Hole 50	50"	55.271"	0"	0"
Invert 3										
Invert 4										
Invert 5										
Invert 6										
Invert 7										
Invert 8										

RIGHT-SIDE UP VIEW (int. dimensions)

UPSIDE-DOWN VIEW (int. dimensions)



INSIDE WALL DIMENSIONS



Coating (Int):
 Coating (Ext):

Seam Up: Tongue
 Seam Dn: n/a

Wall Thickness: 7"
 Floor Height: 8"

Height (Int): 74"
 Height (Ext): 82"

Weight (Net): 12181 lb
 Volume (Net): 3.11cu.yd