

Job Name: 25-1431 - Georgetown Commons
 Job Location: Georgetown, KY
 Contractor: Winwater Hartford KY Co.

Plant: Beaver Dam

4/9/2026 9:59:53 AM

Tech: J. Coppage

PC: A. Chambers



Structure ID: YD 263

P1 BX2424-08BAVF

BOX BASE 8inW, 8inF, Variable Ht

- P2) 24" x 24" - CASTING HEIGHT - 4"
- P1) 24" x 24" - BOX BASE 8inW, 8inF, Variable Ht - 31"
- 1) CASTING - HOE 280T F/G
- 1) 24" x 24" - Conseal CS-102 1.00"
- 1) Hole - 18

- Structure Notes:**
1. JR HOE HOE-280T PROVIDED BY ICAST.
 2. PER ASTM C913 SPECIFICATIONS.
 3. CONCRETE = 4,000 PSI AT 28 DAYS.
 4. REINFORCING PER ASTM A615 (GRADE 60).
- RISER/WALLS (As .31) #5 BARS AT 12" C.C.E.W.
 - FLOOR (As .31) #5 BARS AT 12" C.C.E.W.

0 lb
 3556 lb
 182 lb
 0 lb
 0 lb

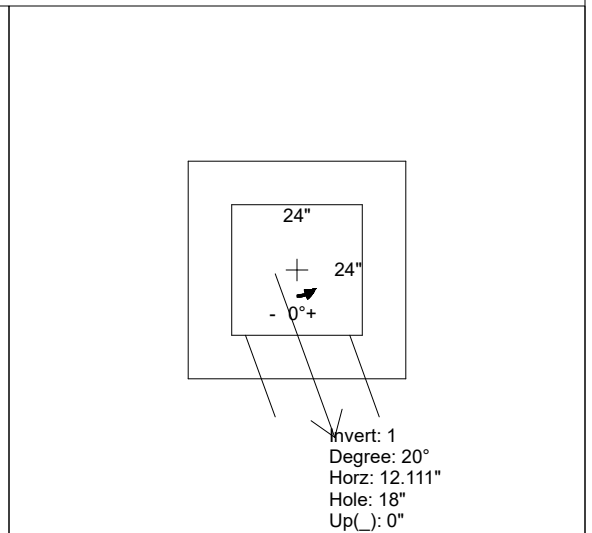
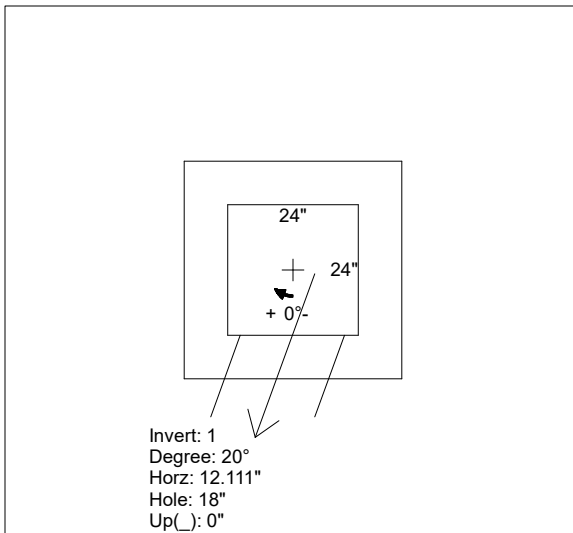
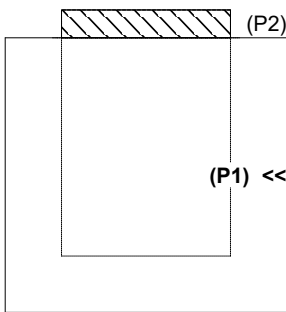
 Structure Total: 3738 lb

Rim: 860.5' Rim to Invert: 3' Slack: 2.25" Sump: 1.25" Step Position:

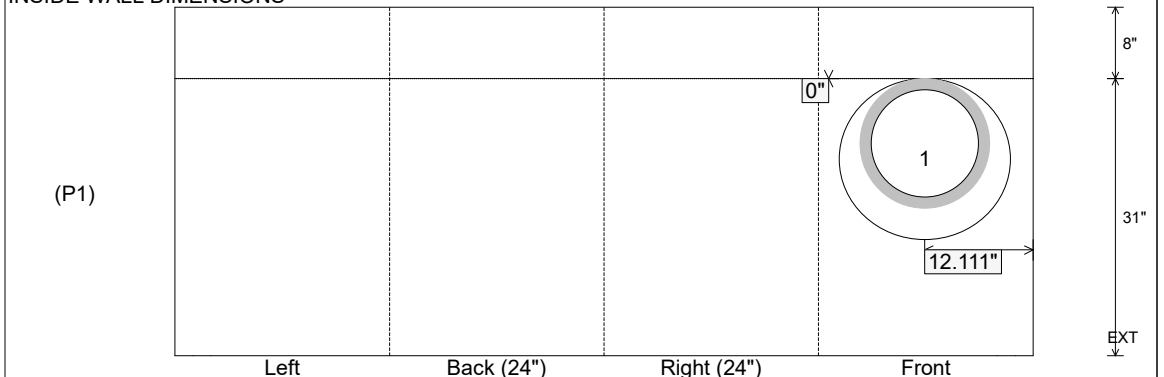
Position	Elev	Angle	Ext. (cw)	Pipe	Pipe OD	Connector	Hole	Horz Size	Up (↓)	Offset
Invert 1	857.5'	20°	23.023"	12" HDPE	14.5"	Hole 18	18"	19.155"	0"	-4"
Invert 2										
Invert 3										
Invert 4										
Invert 5										
Invert 6										
Invert 7										
Invert 8										

RIGHT-SIDE UP VIEW (int. dimensions)

UPSIDE-DOWN VIEW (int. dimensions)



INSIDE WALL DIMENSIONS



Coating (Int):
 Coating (Ext):

Seam Up: Flat
 Seam Dn: n/a

Wall Thickness: 8"
 Floor Height: 8"

Height (Int): 31"
 Height (Ext): 39"

Weight (Net): 3556 lb
 Volume (Net): 0.91cu.yd