

Job Name: 25-1431 - Georgetown Commons
 Job Location: Georgetown, KY
 Contractor: Winwater Hartford KY Co.

Plant: Beaver Dam

4/23/2026 11:20:38 AM

Tech: J. Coppage

PC: A. Chambers



Structure ID: YD 212

P1 MH048BA66

MH BASE

- P3) 24" x 24" - CASTING HEIGHT - 4"
- P2) 48" - MH FLAT TOP w/24"x24" Hole - 12"
- P1) 48" - MH BASE - 66"
- 1) CASTING - HOE 280T F/G
- 1) 48" - Conseal CS-102 1.00"
- 1) 24" x 24" - Conseal CS-102 1.00"
- 1) Hole - 40
- 5) MH Step ML-10-TDS-NCR - 10"

- Structure Notes:**
1. JR HOE HOE-280T PROVIDED BY ICAST.
 2. PER ASTM C478 SPECIFICATIONS.
 3. CONCRETE = 4,000 PSI AT 28 DAYS.
 4. REINFORCING PER ASTM A615 (GRADE 60).
 - TOP SLAB (As .62) #5 BARS AT 6" C.C.E.W..
 - RISER/WALLS (As .12)
 - FLOOR (As .31) #5 BARS AT 12" C.C.E.W.

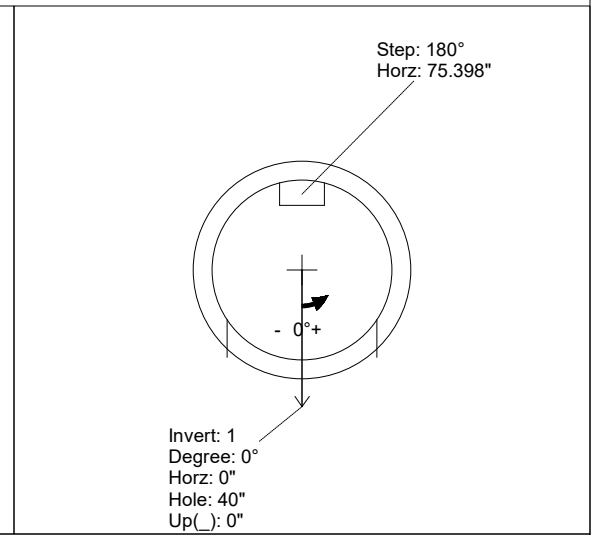
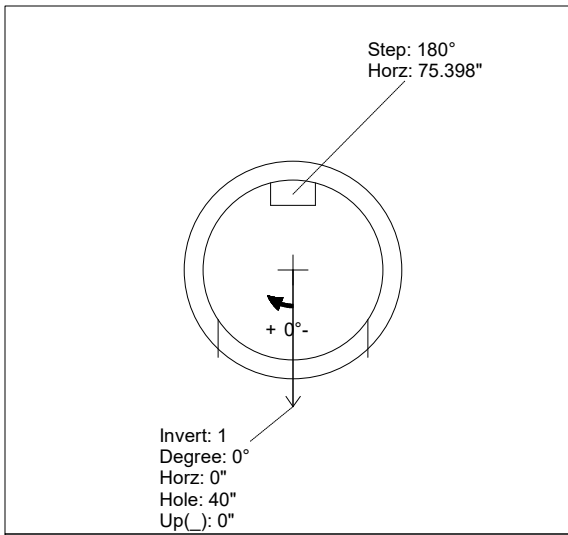
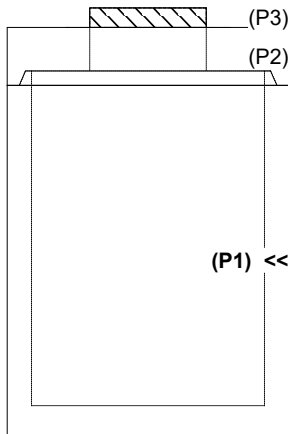
Structure Total: 7020 lb

Rim: 871' Rim to Invert: 6.75' Slack: 1.55" Sump: 2.55" Step Position: 180°

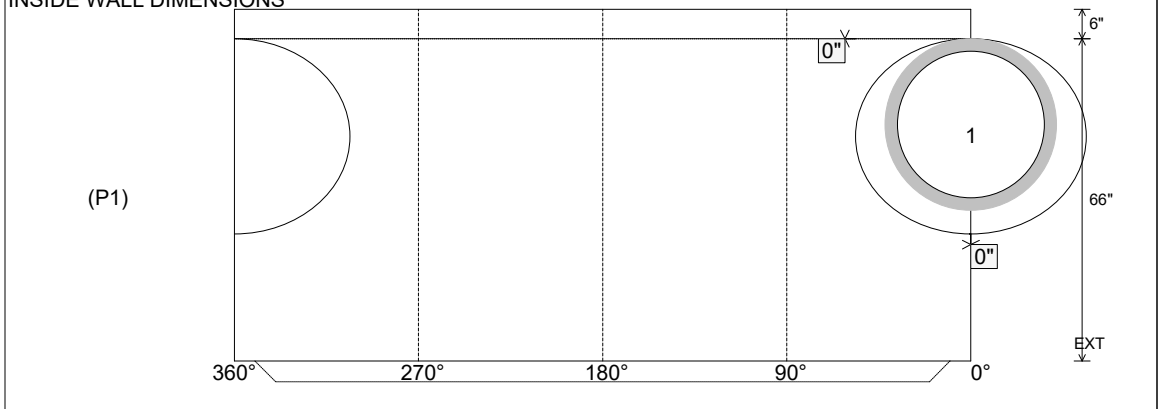
Position	Elev	Angle	Ext. (cw)	Pipe	Pipe OD	Connector	Hole	Horz Size	Up ()	Offset
Invert 1	864.25'	0°	0"	30" HDPE	35.1"	Hole 40	40"	47.285"	0"	0"
Invert 2										
Invert 3										
Invert 4										
Invert 5										
Invert 6										
Invert 7										
Invert 8										

RIGHT-SIDE UP VIEW (int. dimensions)

UPSIDE-DOWN VIEW (int. dimensions)



INSIDE WALL DIMENSIONS



Coating (Int): Coating (Ext):	Seam Up: Tongue Seam Dn: n/a	Wall Thickness: 5" Floor Height: 6"	Height (Int): 66" Height (Ext): 72"	Weight (Net): 5338 lb Volume (Net): 1.36cu.yd
----------------------------------	---------------------------------	--	--	--