

Job Name: 25-1431 - Georgetown Commons  
 Job Location: Georgetown, KY  
 Contractor: Winwater Hartford KY Co.

Plant: Beaver Dam

4/23/2026 11:19:44 AM

Tech: J. Coppage

PC: A. Chambers



**Structure ID: YD 11**

**P1 MH048BAVF**

**MH BASE Custom Ht**

- P3) 24" x 24" - CASTING HEIGHT - 4"
- P2) 48" - MH FLAT TOP w/24"x24" Hole - 12"
- P1) 48" - MH BASE Custom Ht - 71"
- 1) CASTING - HOE 280T F/G
- 1) 48" - Conseal CS-102 1.00"
- 1) 24" x 24" - Conseal CS-102 1.00"
- 1) Hole - 30
- 1) Hole - 20
- 6) MH Step ML-10-TDS-NCR - 10"

- Structure Notes:**
1. JR HOE HOE-280T PROVIDED BY ICAST.
  2. PER ASTM C478 SPECIFICATIONS.
  3. CONCRETE = 4,000 PSI AT 28 DAYS.
  4. REINFORCING PER ASTM A615 (GRADE 60).
    - TOP SLAB (As .62) #5 BARS AT 6" C.C.E.W..
    - RISER/WALLS (As .12)
    - FLOOR (As .31) #5 BARS AT 12" C.C.E.W.

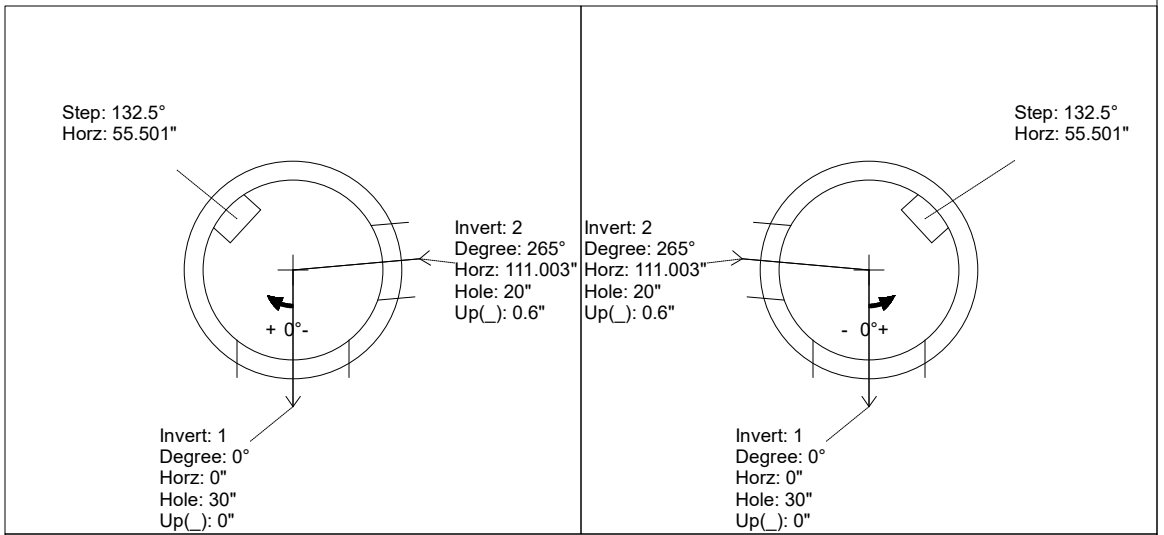
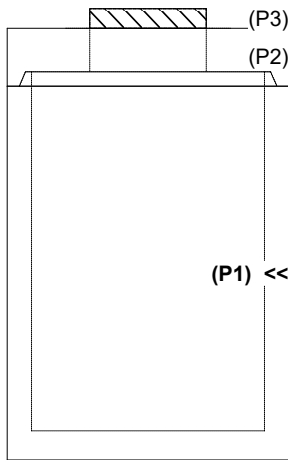
Structure Total: 7521 lb

Rim: 867.25' Rim to Invert: 7.25' Slack: 1.9" Sump: 1.9" Step Position: 132.5°

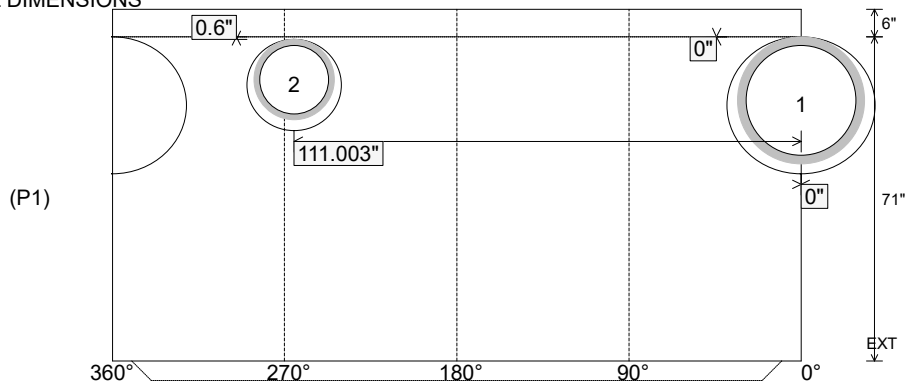
Position	Elev	Angle	Ext. (cw)	Pipe	Pipe OD	Connector	Hole	Horz Size	Up ( )	Offset
Invert 1	860'	0°	0"	24" HDPE	27.8"	Hole 30	30"	32.406"	0"	0"
Invert 2	860'	265°	134.129"	15" HDPE	17.6"	Hole 20	20"	20.629"	0.6"	0"
Invert 3										
Invert 4										
Invert 5										
Invert 6										
Invert 7										
Invert 8										

RIGHT-SIDE UP VIEW (int. dimensions)

UPSIDE-DOWN VIEW (int. dimensions)



INSIDE WALL DIMENSIONS



Coating (Int):  
 Coating (Ext):

Seam Up: Tongue  
 Seam Dn: n/a

Wall Thickness: 5"  
 Floor Height: 6"

Height (Int): 71"  
 Height (Ext): 77"

Weight (Net): 5839 lb  
 Volume (Net): 1.49cu.yd