

Job Name: 25-1431 - Georgetown Commons
Job Location: Georgetown, KY
Contractor: Winwater Hartford KY Co.

PC: A. Chambers
 TECH: J. Coppage
 Plant: Beaver Dam



Structure ID: YD 100
 Spec: Storm
 Type: STM.MH
 Size: 48"

Rim: 871.25'
 Invert: 864.9'
 Rim to Invert: 6.35'

Sump: 1.9"
 Floor (Top): 864.742'
 Floor Height: 6"

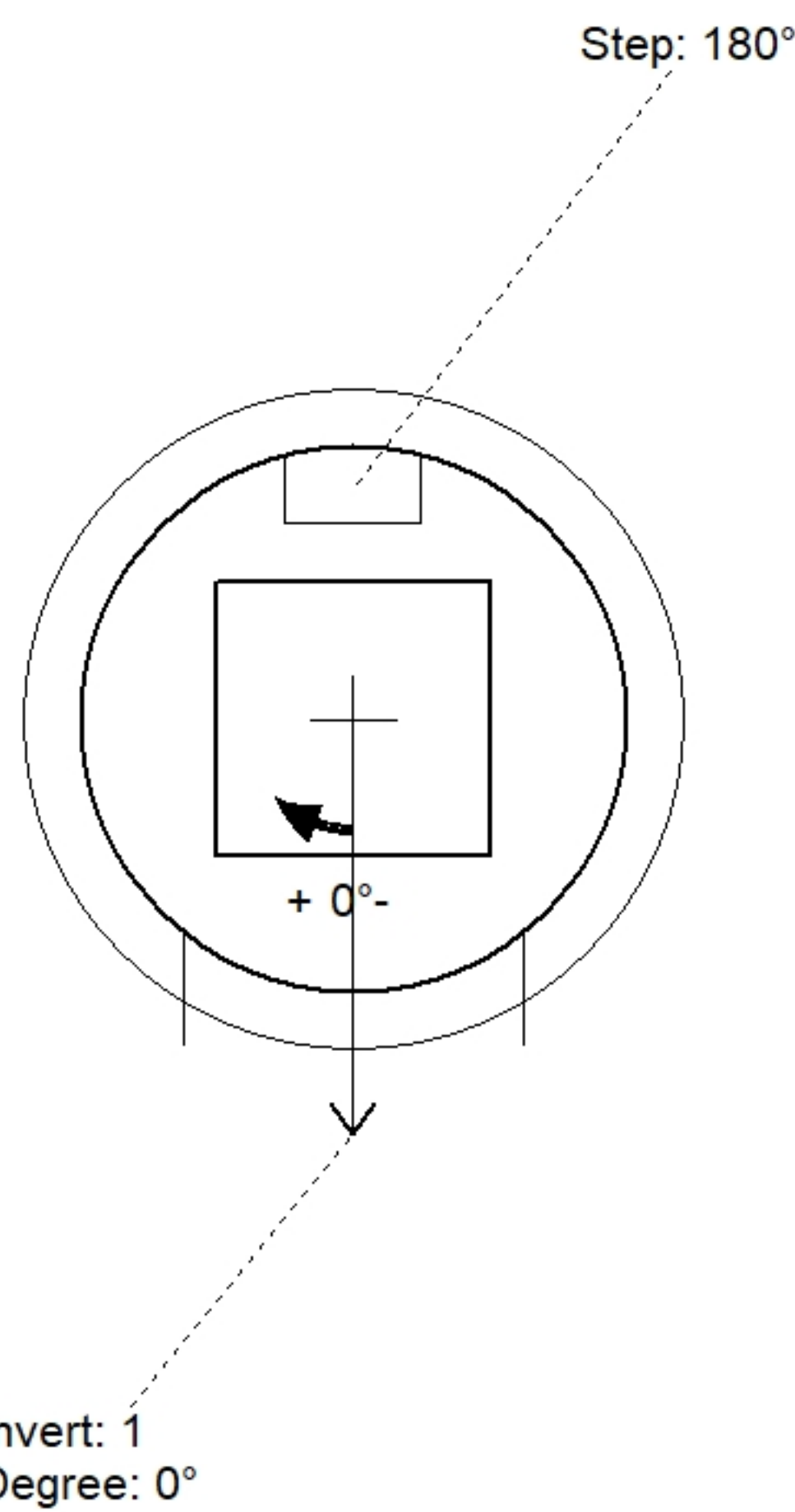
Floor (Bot): 864.242'
 Overall Height: 6.833'
 Slack: 2.1"

Structure Notes:

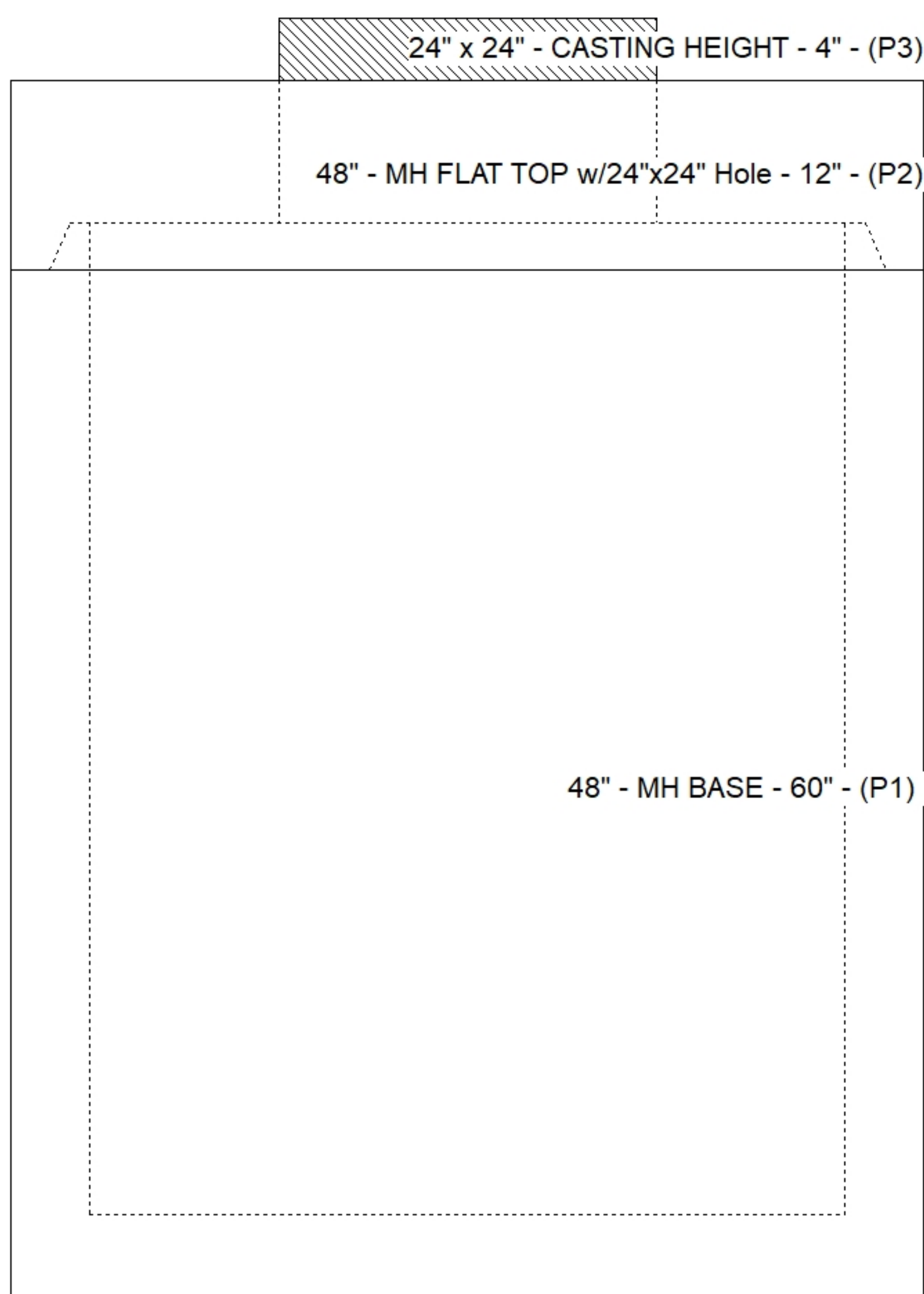
1. JR HOE HOE-280T PROVIDED BY ICAST.
2. PER ASTM C478 SPECIFICATIONS.
3. CONCRETE = 4,000 PSI AT 28 DAYS.
4. REINFORCING PER ASTM A615 (GRADE 60).
 - TOP SLAB (As .62) #5 BARS AT 6" C.C.E.W..
 - RISER/WALLS (As .12)
 - FLOOR (As .31) #5 BARS AT 12" C.C.E.W.

STRUCTURE SUMMARY:

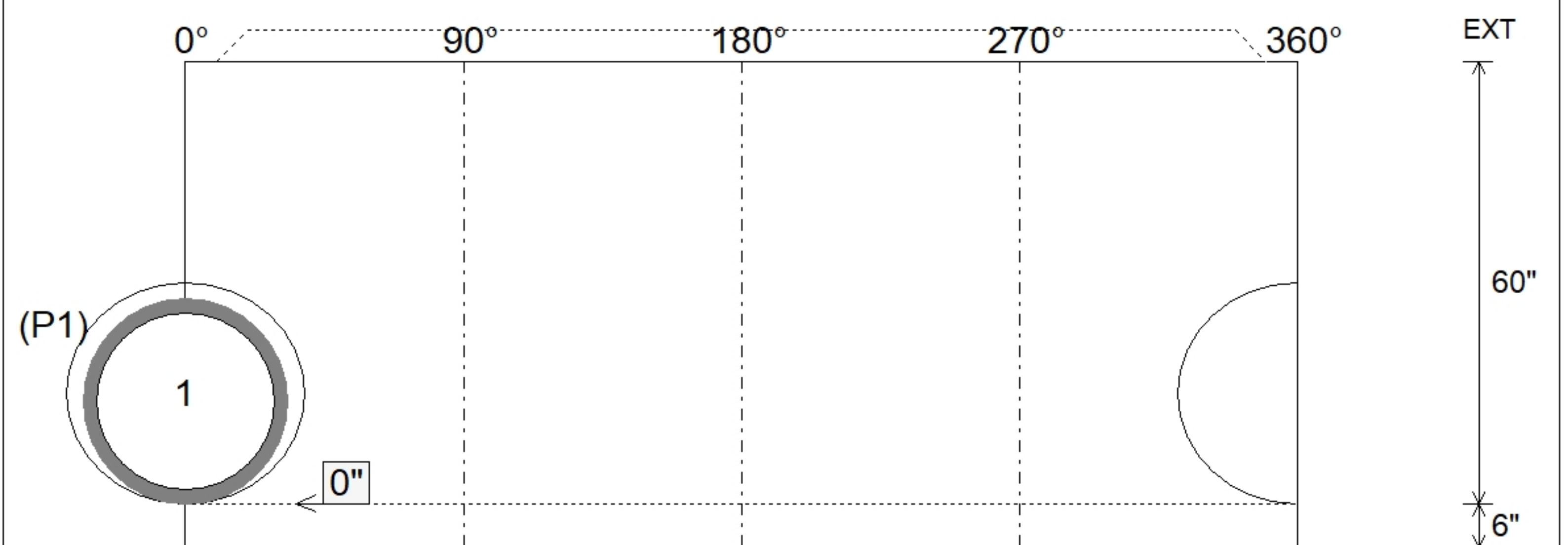
P3) 24" x 24" - CASTING HEIGHT - 4"	0 lb
P2) 48" - MH FLAT TOP w/24"x24" Hole - 12"	1500 lb
P1) 48" - MH BASE - 60"	5206 lb
1) CASTING - HOE 280T F/G	182 lb
1) 48" - Conseal CS-102 1.00"	0 lb
1) 24" x 24" - Conseal CS-102 1.00"	0 lb
1) Hole - 30	0 lb
5) MH Step ML-10-TDS-NCR - 10"	0 lb
Structure Total:	6888 lb



Position	Elev	Angle	Pipe	Pipe OD	Hole	Connector	Up ()	Ref
Rim	871.25'							
Reducer								
Invert 1	864.9'	0°	24" HDPE	27.8"	30"	Hole 30	0"	P1
Invert 2								
Invert 3								
Invert 4								
Invert 5								
Invert 6								
Invert 7								
Invert 8								



Default - Interior Dimensions



Submittal Drawing
 4/24/2026 11:00:52 AM

SUBMITTAL
 APPROVED BY: