

Job Name: 25-1431 - Georgetown Commons  
 Job Location: Georgetown, KY  
 Contractor: Winwater Hartford KY Co.

Plant: Beaver Dam  
 4/28/2026 8:57:07 AM

Tech: J. Coppage  
 PC: A. Chambers



**Structure ID: SSMH-237**

**P2 MH048RS36S**

**MH RISER NO STEPS**

- P4) 24" - CASTING HEIGHT - 7"
- P3) 48" - ECC CONE w/ 24" HOLE NO STEP - 24"
- P2) 48" - MH RISER NO STEPS - 36"
- P1) 48" - MH BASE Custom Ht - 25"
- 1) JOINT WRAP - 0.065"x6"x50' CONSEAL CS212
- 1) JOINT WRAP PRIMER - CONSEAL CS-75 (1 gal.)
- 1) 48" - MH INVERT CHANNEL - FULL HEIGHT
- 2) 48" - Conseal CS-102 1.00" (Double)
- 1) A-Lok - 0285
- 1) A-Lok - 0200

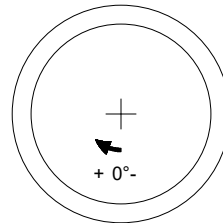
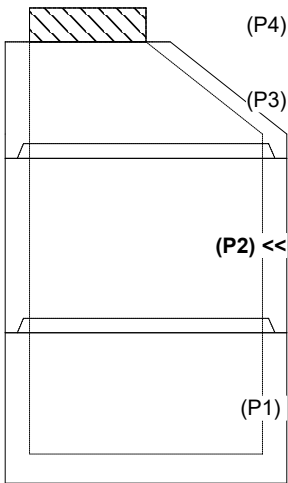
- Structure Notes:**
1. JR HOE MC-375 SELF SEALING SAN BY ICAST
  2. PER ASTM C478 SPECIFICATIONS.
  3. CONCRETE = 4,000 PSI AT 28 DAYS.
  4. REINFORCING PER ASTM A615 (GRADE 60).  
 - CONE (As .12)  
 - RISER/WALLS (As .12)  
 - FLOOR (As .31) #5 BARS AT 12" C.C.E.W.
  5. \*\*NO STEPS\*\*

Structure Total: 8536 lb

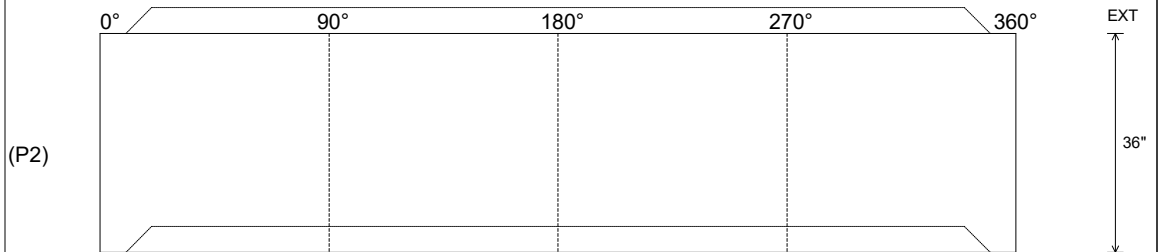
Rim: 868.7' Rim to Invert: 7.5' Slack: 0" Sump: 2" Step Position:

Position	Elev	Angle	Ext. (cw)	Pipe	Pipe OD	Connector	Hole	Horz Size	Up (L)	Offset
Invert 1										
Invert 2										
Invert 3										
Invert 4										
Invert 5										
Invert 6										
Invert 7										
Invert 8										

**RIGHT-SIDE UP VIEW (int. dimensions)**



**INSIDE WALL DIMENSIONS**



Coating (Int):	Seam Up: Tongue	Wall Thickness: 5"	Height (Int): 36"	Weight (Net): 2515 lb
Coating (Ext):	Seam Dn: Groove	Floor Height: 0"	Height (Ext): 36"	Volume (Net): 0.64cu.yd