

Job Name: 25-1431 - Georgetown Commons  
 Job Location: Georgetown, KY  
 Contractor: Winwater Hartford KY Co.

Plant: Beaver Dam

4/28/2026 8:57:05 AM

Tech: J. Coppage

PC: A. Chambers



**Structure ID: SSMH-196**

**P2 MH048RS48S**

**MH RISER NO STEPS**

- P4) 24" - CASTING HEIGHT - 7"
- P3) 48" - ECC CONE w/ 24" HOLE NO STEP - 30"
- P2) 48" - MH RISER NO STEPS - 48"
- P1) 48" - MH BASE - 24"
- 1) JOINT WRAP - 0.065"x6"x50' CONSEAL CS212
- 1) JOINT WRAP PRIMER - CONSEAL CS-75 (1 gal.)
- 1) 48" - MH INVERT CHANNEL - FULL HEIGHT
- 2) 48" - Conseal CS-102 1.00" (Double)
- 2) A-Lok - 0285

- Structure Notes:**
1. JR HOE MC-375 SELF SEALING SAN BY ICAST
  2. PER ASTM C478 SPECIFICATIONS.
  3. CONCRETE = 4,000 PSI AT 28 DAYS.
  4. REINFORCING PER ASTM A615 (GRADE 60).  
 - CONE (As .12)  
 - RISER/WALLS (As .12)  
 - FLOOR (As .31) #5 BARS AT 12" C.C.E.W.
  5. \*\*NO STEPS\*\*

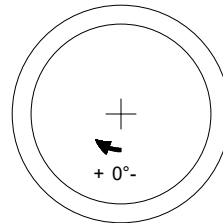
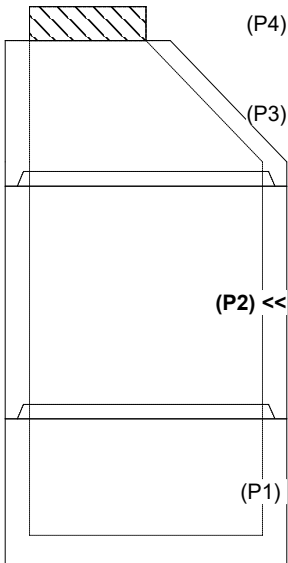
0 lb  
 2050 lb  
 3353 lb  
 2944 lb  
 0 lb  
 0 lb  
 1440 lb  
 0 lb  
 2 lb  
 -----  
 Structure Total: 9789 lb

Structure Total: 9789 lb

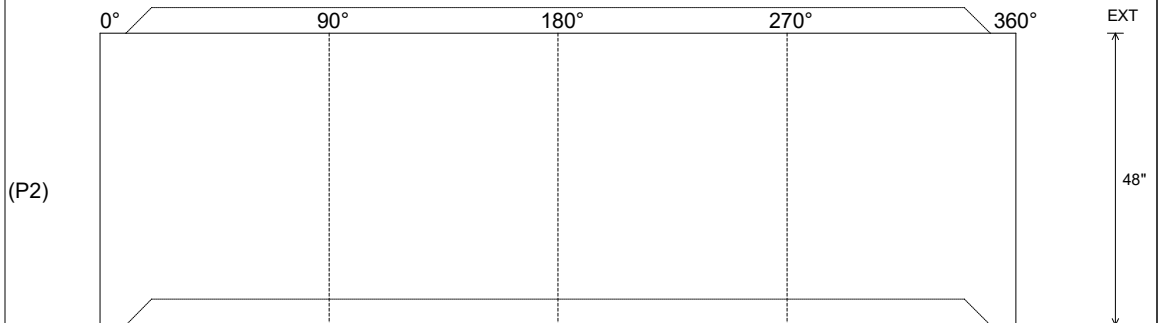
Rim: 871.98' Rim to Invert: 9.08' Slack: 1.96" Sump: 2" Step Position:

Position	Elev	Angle	Ext. (cw)	Pipe	Pipe OD	Connector	Hole	Horz Size	Up (L)	Offset
Invert 1										
Invert 2										
Invert 3										
Invert 4										
Invert 5										
Invert 6										
Invert 7										
Invert 8										

**RIGHT-SIDE UP VIEW (int. dimensions)**



**INSIDE WALL DIMENSIONS**



Coating (Int):  
 Coating (Ext):

Seam Up: Tongue  
 Seam Dn: Groove

Wall Thickness: 5"  
 Floor Height: 0"

Height (Int): 48"  
 Height (Ext): 48"

Weight (Net): 3353 lb  
 Volume (Net): 0.86cu.yd