

Job Name: 25-1431 - Georgetown Commons
 Job Location: Georgetown, KY
 Contractor: Winwater Hartford KY Co.

Plant: Beaver Dam

4/23/2026 11:19:42 AM

Tech: J. Coppage

PC: A. Chambers



Structure ID: SCI 8

P1 BX24300808VF

BOX BASE 8inW, 8inF, Variable Ht

- P2) 24" x 30" - CASTING HEIGHT - 6"
- P1) 24" x 30" - BOX BASE 8inW, 8inF, Variable Ht - 29"
- 1) CASTING - HOE 360 Set (F/G/H)
- 1) 24" x 30" - SGL 1"x14.5' Butyl
- 1) Hole - 18"

- Structure Notes:
1. JR HOE HOE-360 PROVIDED BY ICAST.
 2. PER ASTM C913 SPECIFICATIONS.
 3. CONCRETE = 4,000 PSI AT 28 DAYS.
 4. REINFORCING PER ASTM A615 (GRADE 60).
 - TOP SLAB (As .62) #5 BARS AT 6" C.C.E.W.
 - WALLS (As .12) #5 BARS AT 12" C.C.E.W.
 - FLOOR (As .12) #5 BARS AT 12" C.C.E.W.

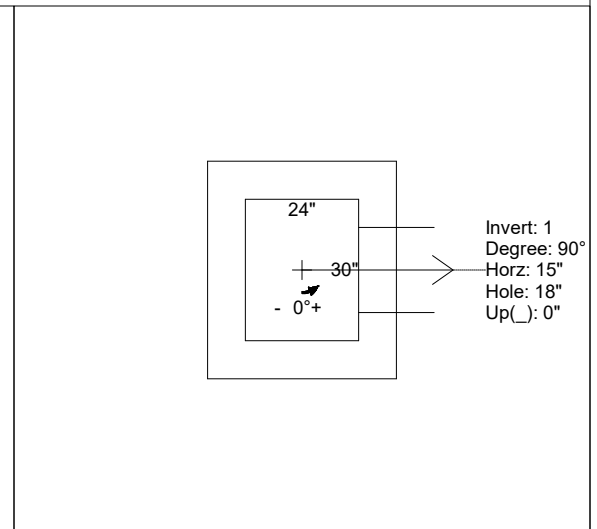
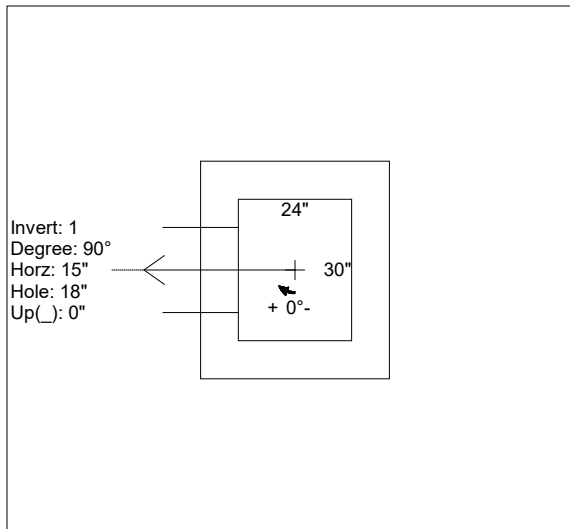
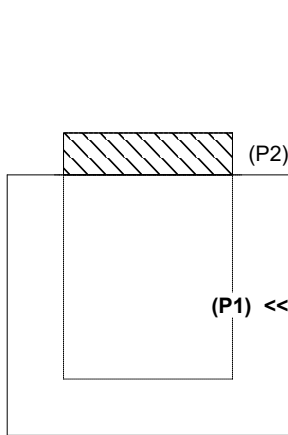
Structure Total: 4152 lb

Rim: 868' Rim to Invert: 3' Slack: 2.25" Sump: 1.25" Step Position:

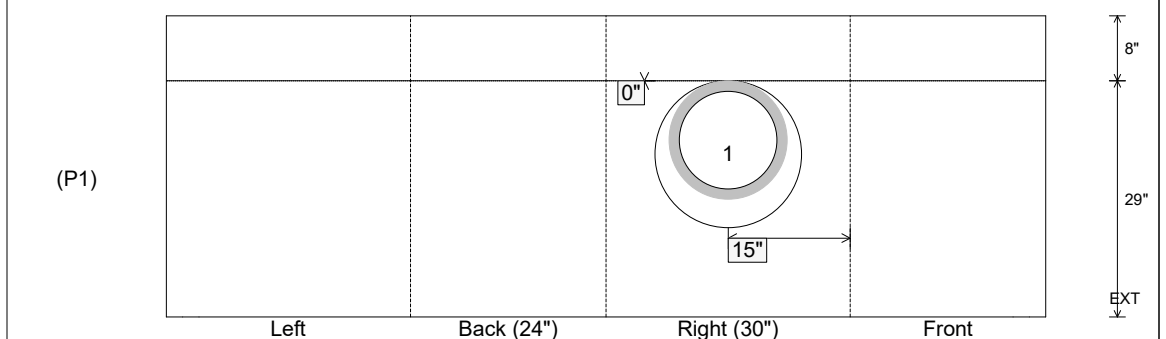
Position	Elev	Angle	Ext. (cw)	Pipe	Pipe OD	Connector	Hole	Horz Size	Up ()	Offset
Invert 1	865'	90°	23"	12" HDPE	14.5"	Hole 18	18"	18"	0"	0"
Invert 2										
Invert 3										
Invert 4										
Invert 5										
Invert 6										
Invert 7										
Invert 8										

RIGHT-SIDE UP VIEW (int. dimensions)

UPSIDE-DOWN VIEW (int. dimensions)



INSIDE WALL DIMENSIONS



Coating (Int):
 Coating (Ext):

Seam Up: Flat
 Seam Dn: n/a

Wall Thickness: 8"
 Floor Height: 8"

Height (Int): 29"
 Height (Ext): 37"

Weight (Net): 3790 lb
 Volume (Net): 0.97cu.yd