

Job Name: 25-1431 - Georgetown Commons
 Job Location: Georgetown, KY
 Contractor: Winwater Hartford KY Co.

Plant: Beaver Dam

Tech: J. Coppage

4/23/2026 11:32:07 AM

PC: A. Chambers



Structure ID: SCI 303

P2 MH096RS24

MH RISER

- P4) 24" x 30" - CASTING HEIGHT - 6"
- P3) 96" - MH FLAT TOP w/24"x30" Hole - 12"
- P2) 96" - MH RISER - 24"
- P1) 96" - MH BASE - 90"
- 1) CASTING - HOE 360 Set (F/G/H)
- 2) 96" - Conseal CS-102 1.00"
- 1) 24" x 30" - Conseal CS-102 1.00"
- 2) Hole - 75
- 9) MH Step ML-10-TDS-NCR - 10"

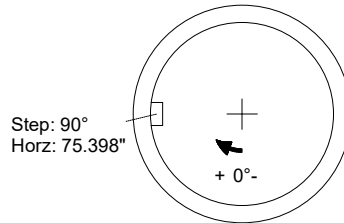
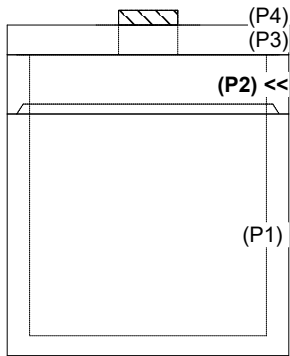
- Structure Notes:**
1. JR HOE HOE-360 PROVIDED BY ICAST.
 2. PER ASTM C478 SPECIFICATIONS.
 3. CONCRETE = 4,000 PSI AT 28 DAYS.
 4. REINFORCING PER ASTM A615 (GRADE 60).
 - TOP SLAB (As .62) #5 BARS AT 6" C.C.E.W..
 - RISER/WALLS (As .12)
 - FLOOR (As .31) #5 BARS AT 12" C.C.E.W.

Structure Total: 37696 lb

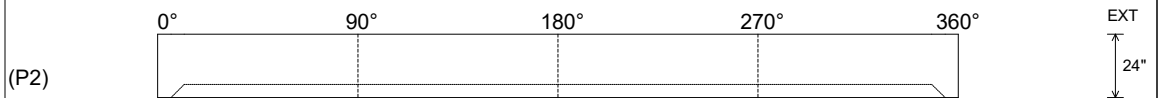
Rim: 869.75' Rim to Invert: 10.75' Slack: 3" Sump: 6" Step Position: 90°

Position	Elev	Angle	Ext. (cw)	Pipe	Pipe OD	Connector	Hole	Horz Size	Up (L)	Offset
Invert 1										
Invert 2										
Invert 3										
Invert 4										
Invert 5										
Invert 6										
Invert 7										
Invert 8										

RIGHT-SIDE UP VIEW (int. dimensions)



INSIDE WALL DIMENSIONS



Coating (Int):
 Coating (Ext):

Seam Up: Flat
 Seam Dn: Groove

Wall Thickness: 9"
 Floor Height: 0"

Height (Int): 24"
 Height (Ext): 24"

Weight (Net): 5979 lb
 Volume (Net): 1.53cu.yd