

Job Name: 25-1431 - Georgetown Commons  
 Job Location: Georgetown, KY  
 Contractor: Winwater Hartford KY Co.

Plant: Beaver Dam

4/9/2026 9:59:51 AM

Tech: J. Coppage

PC: A. Chambers



**Structure ID: MH 204**

**P1 MH084BAVF**

**MH BASE Custom Ht**

- P4) 24" - CASTING HEIGHT - 7"
- P3) 84" - MH FLAT TOP w/24" ECC Hole - 17"
- P2) 84" - MH RISER - 24"
- P1) 84" - MH BASE Custom Ht - 82"
- 1) CASTING - HOE MC-420 F/C Storm LOU-MSD
- 2) 84" - Conseal CS-102 1.00"
- 2) Hole - 64
- 9) MH Step ML-10-TDS-NCR - 10"

- Structure Notes:**
1. JR HOE MC-420 PROVIDED BY ICAST.
  2. PER ASTM C478 SPECIFICATIONS.
  3. CONCRETE = 4,000 PSI AT 28 DAYS.
  4. REINFORCING PER ASTM A615 (GRADE 60).  
 - TOP SLAB (As .62) #5 BARS AT 6" C.C.E.W.  
 - RISER/WALLS (As .24)  
 - FLOOR (As .47) #5 BARS AT 8" C.C.E.W.

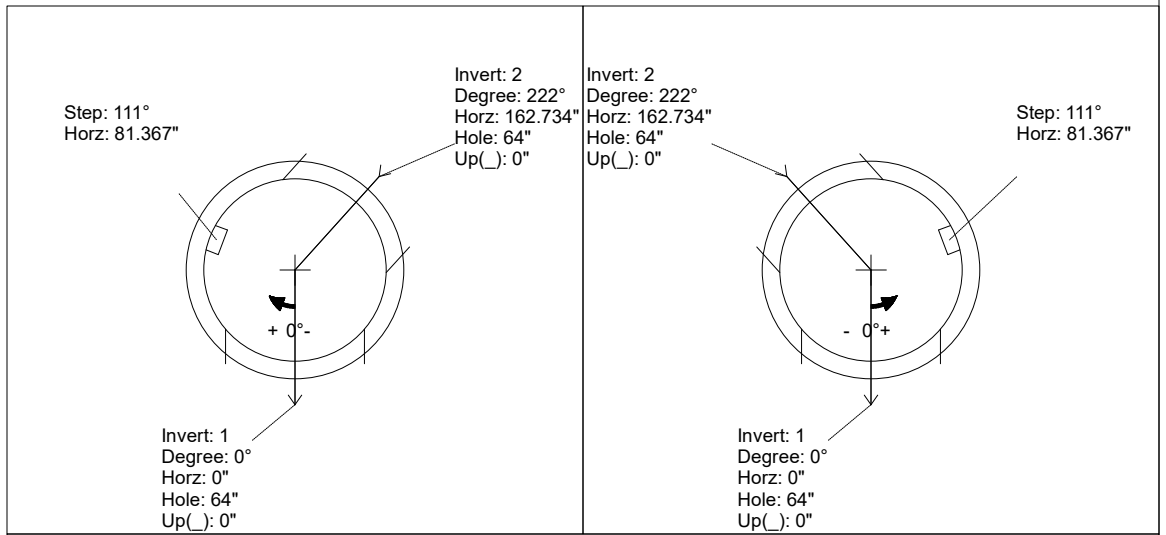
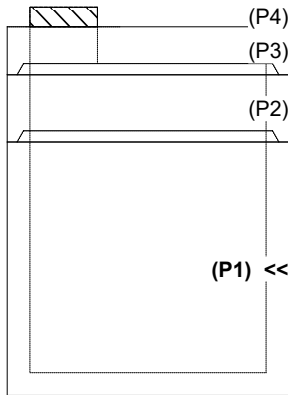
Structure Total: 29339 lb

Rim: 867.5' Rim to Invert: 10.7' Slack: 1.9' Sump: 3.5' Step Position: 111°

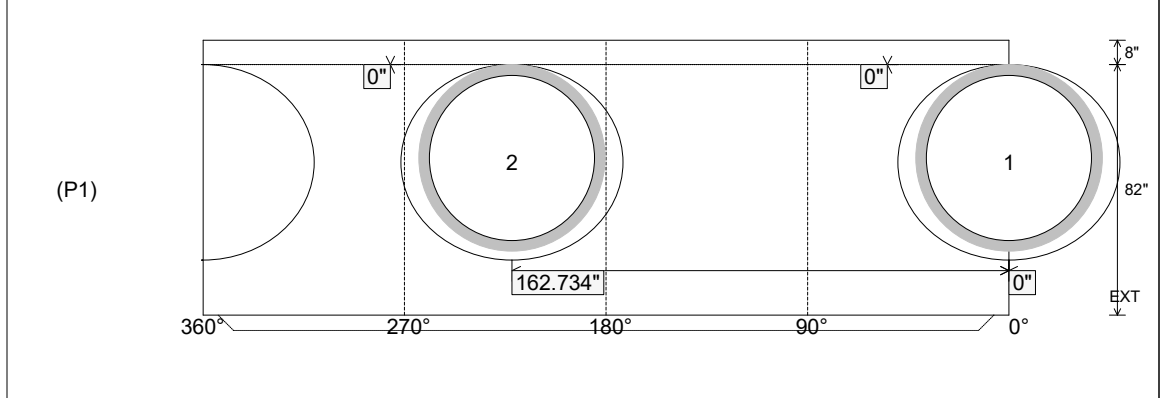
Position	Elev	Angle	Ext. (cw)	Pipe	Pipe OD	Connector	Hole	Horz Size	Up (↓)	Offset
Invert 1	856.8'	0°	0"	54" HDPE	61"	Hole 64	64"	72.765"	0"	0"
Invert 2	856.8'	222°	193.732"	54" HDPE	61"	Hole 64	64"	72.765"	0"	0"
Invert 3										
Invert 4										
Invert 5										
Invert 6										
Invert 7										
Invert 8										

RIGHT-SIDE UP VIEW (int. dimensions)

UPSIDE-DOWN VIEW (int. dimensions)



INSIDE WALL DIMENSIONS



Coating (Int): Coating (Ext):	Seam Up: Tongue Seam Dn: n/a	Wall Thickness: 8" Floor Height: 8"	Height (Int): 82" Height (Ext): 90"	Weight (Net): 16383 lb Volume (Net): 4.18cu.yd
----------------------------------	---------------------------------	--	--	---